**Chairperson**

Steve Trimby
076 565 6250
stevetrimby@gmail.com

Vice Chairperson

David Damp

<https://helderbergphoto.com>

helderbergphoto@gmail.com

<https://www.facebook.com/groups/helderbergphoto/>

Member of the PSSA

<http://www.pssa.co.za>

PO Box 3234
Somerset West
7129

Competition Venue

Somerset West Library Hall
Cnr Oak/Libri Streets
Audas Estate
Somerset West

Treasurer

Mark Smeddle
083 395 3901
marks@herefordgroup.co.za

Edition : 2019 SEPTEMBER

**COMMITTEE
CHATTER**

Let's all try to up our game ~ Steve T ~

In any golf club you will find a range of abilities and likes. There are the very keen who play more than once a week, buy the best equipment they can afford and take lessons to improve. There are those who enjoy hacking around the course once a week and never take steps to improve. There are some members who never even play, they just enjoy the socialising in the bar. Clearly, photography clubs are no different.

In the HPS we have members who are obsessed with photography and spend many hours on it every week. Some are technophiles who love the equipment we use. Some are highly competitive and enter salons and other competitions. Some want HPS to fare well against the other clubs in the Cape, others aren't interested in anything outside the HPS. Some are happy to enter a few photo's every month and don't seem to mind if they never improve. Others just enjoy the socialising and are happy to come along and be entertained by the images of other members. Some attend the outings, some don't. Some love the weekends away, others have not been on one. Some like to get stuck in and are willing to help when required, some don't. Some enjoy nature photography and like to keep it real. Some love to be artistically creative.

I fully respect that photography and the HPS mean different things to our various members and I would certainly not want to discourage anyone by placing too much emphasis on any one aspect - we must cater for all tastes and the overall happiness of our members is paramount. However, I would like to encourage everyone to take a step forward:

- If you love competing, start entering salons and other competitions. Maybe do a photography course. Even our best photographers can find ways to improve.

- If you have been submitting mediocre images, make an effort to produce something a little better next time, Ask other members for help, attend the BWI evenings to learn more, prepare a few weeks before the competition, watch a YouTube video on the set subject. There are many ways to up your game.
- If you have never submitted images, start doing so. Don't be afraid of the criticism from the judge - he/she is only offering you advice to help you improve.
- If you haven't been on an outing or weekend away, take the plunge. I guarantee you will have more fun than you imagined and you will enjoy getting to know the other HPS members better.
- If you have never been involved with the work side, make a small step to change. Offer to help with the tea. Help to put the equipment away. Offer to help with the exhibition. Consider standing for the committee next year - put your name forward with Fiona, you don't need to be asked.
- If you have never submitted a print, consider doing so soon.
- If you don't submit prints for the exhibition, plan to do so next year.
- If we all make an effort to raise the standard of our photography or our involvement in the HPS, we will get more enjoyment out of our hobby and our club and the HPS will be healthier for it. Let's all try to up our game.

INTEREST GROUPS

Audio Visuals
Irmel Dunaïski
082 372 9824



THANKS to **Izak** (Living Lines) and **Irmel** (autumn leave theme) for sharing their beautiful AVs on 14 August. Truly inspirational.

The next AV get together will be at the end of October as Irmel is soon spending precious time with family and traveling a wee bit! Travel safely and soak it all in Irmel - look forward to seeing some of the results.

Visual Literacy



The more this group gets together on the last Saturday of every month, the more it seems that there is fun in pushing the boundaries and thinking out of the box; voicing a difference of opinion and agreeing to disagree; and it is so much easier if we don't take ourselves - and judges - too seriously!

THANKS to **Viv** who very ably stepped in at short notice due to Steve C (his turn to 'present' in August) not feeling too well. Viv had put her 'colour is bull....' stamp on all the colour submissions by changing them to black & white. Our task was then to assess which was visually more pleasing; left, right and centre we flipped - left to right, subject too central, top to bottom, whichever way we could. The results were enlightening, yet still differences of opinion as to which was best.

A touch of colour - red, 'die sap van die vrugte wat groei op die stokkie met 'n voeltjie' that Riel provided, scored quite highly, amidst the black and white - rules were clearly broken, at least by two-thirds ...

Friday Group
Steve Trimby
076 565 6250



Please share news on any planned or completed daily adventures.

Perhaps there are sporting events, etc that you know of, not necessarily on a Friday, but on another day of the week, which may be of interest to those looking to venture out and shoot something different to their norm.

Set Subject for September 2019 : Backlit

Wednesday 04 September : BWI and Wednesday 11 September : Competition



TECHNICAL TATTLE

<https://photodoto.com/backlit-photography/>
[https://www.photokonnexion.com/definition-backlighting/...](https://www.photokonnexion.com/definition-backlighting/)

Backlighting (also kicker or rim lighting) relates to a design of lighting where the keylight, or one of the main lights, is placed facing the camera with the subject placed between them. The effect is to produce a glow or rim on the edges of the subject at the back. The glow effect at the back leaves the rest of the subject in shadow, or weakened light.

Often used in conjunction with other lights backlighting emphasises depth in the subject. It also creates a rim light around the edge of the subject that separates it from the background. This separation is very important where the subject may be dark and the background may be dark too. In that case, the subject can easily merge into the background without the backlighting.

Backlighting can be created by artificial light. In this case the backlighting is directed onto the back of the subject from one or more lights dedicated for that purpose. These lights are a part of the overall scheme of lighting in the scene.

Backlighting can be created using natural light. The subject is placed so that sunlight falls on the back creating a rim or backlighting effect. This is particularly useful where bright light on the front of a subject would over brighten it in the final image. So the subject is placed with the back to the sun and slightly angled to create the rim light. In this case fill flash at low power may be used, or other lighting, to create the correct exposure for the front of the subject. The natural backlighting on the subject is then used to separate the subject from the background scene.

THANK YOU *Steve Crane* for your continued technical support (e-mail sent to all members dated 18 August 2019):

As mentioned at the meeting on Wednesday we are changing the way in which digital images will be entered for competitions. Digital images being entered for competition evenings are no longer to be sent in by email; instead you will submit them online via the Photo Vault Online website as explained at [Submit digital images for competition evenings](#), which for convenience I am repeating here.

You may enter three digital images for competition evenings; either two images in 'Set Subject' and one image in 'Open', or one image in 'Set Subject' and two images in 'Open'. Find the set subject topic for the competition in the newsletter or programme. Submit your competition entries to the Helderberg Photographic Society event on the Photo Vault Online website as described in the attached document.


As you will need to join the Photo Vault Online website and then request to join the Helderberg Photographic Society club on the site before you will be able to submit your entries, it's important to enter well before the closing date on your first time, in case there are any delays or problems.

Briefly you will need to do the following to enter:

1. Visit [Photo Vault Online](#) and **Login** or **Register** if you haven't yet done so.
2. If you haven't yet joined HPS on Photo Vault Online, select **My Clubs** then **Join a Club**. Find **Helderberg Photographic Society** in the list and click **Request Join** next to it. The site will send me an email and I will need to approve your request. Once I have done so you will receive an email acknowledging this.
3. When you have registered and joined the club you will be able to select **My Clubs** then **My Club Entries**. A list of the club competitions you can enter will be displayed. Select **Enter here** next to **Helderberg Photographic Society** and you will be shown the entry form. Fill it in making sure that the correct club is selected and enter the number of categories you are entering; 1 or 2 depending on whether you are entering both set subject on open categories, or just one of them. You will then be able to upload new images for each category or select ones you have already uploaded. Once you have uploaded them select **Finalise My Entry**. You will receive an email confirming your entry.

Note that it is only competition entries that will be submitted this way; black and white digital images must continue to be sent by email as before.

Should you encounter any problems or have any questions please feel free to email me at steve.crane@gmail.com or send me a WhatsApp to 083 288 8329.

2019 PROGRAMME Competition and BWI Evenings commence @ 19h15 Venue : Somerset West Library Hall			
Date	Evening	Set Subject	
Wednesday 02 October	Black & White	Architecture	
Wednesday 09 October	Competition	Architecture	
Wednesday 06 November	Black & White	After dark long exposure	
Wednesday 13 November	Competition	After dark long exposure	
Wednesday 04 December	Black & White	Imitate your favourite B&W photographer	
Wednesday 11 December	Gala Evening		

Friday 13 - Sunday 15 September <i>Weekend</i>	West Coast National Park
Sunday 13 October <i>All Day</i>	Atlantis Dunes NB: Change of date, was originally Saturday 12th



**TREKKING
TALES**
Outings
Steve Trimby

Fiona : Amazon (cell)photo collage, courtesy of my son Gareth, who had the privilege of visiting a host of South American countries in December 2018



How sad to hear of & witness the news of the Amazon, 'the earth's lungs', suffering devastating fires right now. As with other tragedies, there seems to be plenty of fake news/pictures arising in the media which certainly adds to the circus, instead of focusing on how we right this wrong. And humankind dares to declare superiority ...

COMPETITION RESULTS

Full results can be found on the club website




August's set subject was STREET PHOTOGRAPHY

Judges were Juan Venter (visiting) , and club members Theo Naude, Viv Harpur and Mark Smeddle

<http://www.mightymedia.tv>

Overall winners below:




1st

David Damp

Set Subject : Projected

"Street Kid"

26 points



2nd

Steve Trimby

Open Subject : Print

"Alley Cat"

25 points



3rd

Viv Harpur

Open Subject : Projected

"Don't let them tame you"

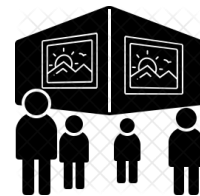
23 points

HPS Exhibition : Bright Street Gallery, Somerset West : August 2019

A huge THANKS to

- Issi and Nettie for setting the process in motion, collecting prints and organising the hanging
- The hanging committee for Wednesday's hard slog preparation and those who took down the 'hung' on Friday
- The photographers who bared their souls: 78 prints in all

Anlie De Bruijn	Izak Van Niekerk	Issi Potgieter
Fiona Nell	Sonja Grunbauer	Denise Whiteford
Steve Trimby	Nettie Warncke	Paddy Howes
Stephen Roodt	Ben ter Huurne	Chris Herselman
Peter Dewar	Hilldidge Beer	Bernard Seymour Hall
David Damp	Irmel Dunaiski	Rachel Gemmel
- Those who attended the opening on Wednesday evening, had words of encouragement and praise for their fellow photographers - always appreciated more than one realises, and enjoyed the sustenance provided by the HPS members



There is always room for improvement at such events, and constructive suggestions are appreciated, but generally the feedback has been amazing, and the future looks rosy. Always great to see the other version - Rosie.

Thanks Nettie for providing some photo's of the images and venue







Last but not least, **THANKS** to **Di White** for the venue which lends itself so well to our exhibition. Regular visits to the gallery may provide some inspiration to extend ourselves as 'artists'



Top 4 of the 78 exhibition entries, as judged by 6 HPS members and 6 non-HPS members, on the Friday morning of the exhibition:

- | | |
|------------------------|----------------|
| ① Irmel Dunaiski | Night Life 1 |
| ② Hilldidge Beer | Ile du Glacé |
| ③ Ben ter Huurne | Blood brothers |
| ④ Bernard Seymour-Hall | On the hunt |



Hope you had a joy filled birthday (in August) Ann Baret.



**NEWS
NATTERING
General**

**QUOTE
OF
THE
MONTH**
Editor



The best images are the ones that retain their strength and impact over the years, regardless of the number of times they are viewed.

~ Anne Geddes ~

www.annegeddes.com

Q1 What is/was your daytime job and did it involve a camera?

We farmed for 36 years at The Baths in Citrusdal, until we sold in 2015 and moved to the Strand. Farming and cameras do not go hand in hand, but living in the beautiful Citrusdal valley, I did use my camera more than often.

Q2 Is photography 100% therapeutic for you or are there moments when it stresses you?

I enjoy making images and capturing memories. Stress factors are taken out of photography with digital cameras, post processing software, great articles and books to read, as well as the internet.

Q3 Your black and white photo shown Wednesday 07 August 2019 of a manhole cover and paving, was typically not what we see at HPS. How many shots did you take before deciding on the one ?

I went back to my raw files to look. I only took this one shot at 22h45 and also did very little in post processing. In hindsight, I should have explored the area much more.

Q4 Do you have any other artistic outlets in your life?

Lila and I hold season tickets with the conservatorium at Stellenbosch University. I also find it hard to pass art galleries, and not go in.

Q5 Do you subscribe to any photographic magazines/listings. If yes, any one in particular you would recommend?

I subscribe to Art Times - but probably not for photography. Because of my membership, I also receive PSSA's 'Image'. Should you want to see technically correct and 'beautiful' images, all within the PSSA Rules, this is it. Our own Steve Crane's 'photo links' are superb for all the needs of photographers.



**GETTING
TO KNOW
YOU**

Getting to
know
Izak
Van
Niekerk



Q6 What most attracts you to a photographic opportunity : colour, shapes, line, texture, story, etc.

I attended a number of workshops with Freeman Paterson. He taught me to see and not just look. Once I started to see, all of the above elements of visual design, became relevant. I am mostly intrigued by lines. The narrative I try to portray in an image, can often be different to the narrative the viewer reads. Titles sometimes help, but can also be very confusing. I often have my own narrative on other photographer's images, but am surprised when he/she explains their narrative.

Q7 What advice would you give someone just starting out in photography, in order that they gain confidence and find their niche?

'Get to know your camera'. I learnt a lot by reading up on photography. Page through articles on the old masters and especially new generation photographers - Cartier-Bresson, Ansel Adams, Man Ray, Alfred Stieglitz, Annie Liebovitz, Andreas Gursky, Valda Bailey, Chris Friel, Grant Legassick, etc. Be adventurous, try new 'things' and see which niche you would like to fit into. Discuss your images with groups, family, friends, and others who would give you true and honest, positive and negative criticism. Grow and learn from your fellow members. Enter and partake in club evenings. Do not try and please the judge. Judging is subjective. If you are happy with your image that scored 17, so be it.

Q8 In your whole portfolio, more wildlife or people, and why do you think this is?

Most of my 'people images' are 'stolen' off the street or public places. Flashes and posed images are not for me. I enjoy making landscape images more. Initially I did a lot of wildlife photography - but how many shots can you take of a lazy male lion or birds on thirds? Nowadays I aim to be more creative with my wildlife shots. Not always successful when entered at club evenings, but I enjoy making them.

Q9 Your Flickr account contains an album 'graveyards'. Is it (for example) merely an interest in the symbolism of the stones, or do you think you are preserving history that may face desecration at some stage in life?

We love traveling and graveyards fascinate me - probably because most European and East European nations look after the graves so well. Lots of freshly cut flowers. The different stories those tombstones and their embellishments portray. I certainly won't claim a piece of ground after death, much rather be part of Nossob dust.

Q10 Apart from being a member of the HPS, any other photographic association you are affiliated to, and the benefits of this membership?

In 2012 I was invited by Antenie to join a group of 9 individuals with a goal to be more creative in photography. Via monthly get-togethers, outings, studying books, knowledge from the group, being a great soundboard on presented images, I keep my motivation and enthusiasm for photography. I hold two fellowships with PSSA - one in colour slides and the other in audiovisuals. I personally think that PSSA, the official body representing photographers in South Africa, is a good society for photographers to belong to, for many obvious reasons, but I do not always agree with their stringent rules, that may curb and dampen creativity. I also get WhatsApp messages from the VisLit group - this to me is the way to go. My wish is still to attend some of these meetings.