

Website: <https://helderbergphoto.com>

Email: helderbergphoto@gmail.com

Facebook: www.facebook.com/groups/helderbergphoto/

Member of PSSA: <http://www.pssa.co.za>

United Church: 28 Bright Street, Somerset West, 7130

Meeting: Second Tuesday of Each Month @ 19h15

MONTHLY COMPETITION

Set Subject for Month: Negative Space

Although there was a club meeting in January, the normal judging process was not followed. Instead, another approach was taken - judging by all members present. Due to time constraints, not all images were scored, and no winners could be identified.

The image below is part of the discussion concerning the March, 2023 Set Subject - Shadows. See further details below in the section "Thoughts on Next Set Subject."



Image Title: Wrest Park

Author: David Osborn Photography, UK

FROM THE CHAIR

I hope this new year has started off well for you, and that you are still hanging on to the few resolutions you made on the 1st January – such as doing your best to enter competitions, get out more to make photographs, and making a copy of the Set Subjects for your car! Of course, you also need to carry your camera around in order to find ‘Unexpected Combinations’, and ‘Shadows’!

Your Committee will be meeting on the 1st February to discuss plans for this coming year. We are still in the throes of transferring our administration from Steve Crane to Committee Members, and co-opted members.

Our first meeting this year took place in what we call ‘The Small Hall’ and what a difference this has made! We can speak without the use of a microphone, and can use a very large TV screen to show our images. A few things still need tweaking, but we will get there, I am sure. Thanks to our members for helping out where necessary.

Our next meeting in ‘The Small Hall’ will take place on Tuesday 7th February (Black and White) – the Set Subject for projected images as well as prints is ‘Unexpected Combination’. All in all, members are allowed to enter two prints, as well as two projected images. Of each of these two, one must be a set subject, and one must be an open image.

Antenie Carstens will be giving a talk on ‘My Continuing Journey in Black and White’, which will be of interest to those who enjoy this genre. Please do attend.

See you soon, and best regards,

Nettie

YOUR COMMITTEE FOR 2023

Your 2023 Committee Members are follows:

Nettie Warncke	Chairperson
Stephen Roodt	Treasurer
Michele Moss	Secretary
Rachel Gemmell	Judges / Outings
Issi Potgieter	Go-to-Gal
Helder Ferreira	Church and sponsor liaison

In addition, a number of members have offered to help in an ex-officio capacity. They are:

Antenie Carstens	Sound (when necessary)
Peter Dewar	Newsletter
Steve Trimby	Weekend outings
Denise & Gavin Whiteford	Indicated they will help wherever possible

IMPORTANT ANNOUNCEMENTS

New Members

Folks, if you get a chance, please welcome these new members to the club:

Nerina Dreyer

Ester du Plessis

Katrin Erni

Simone Scholtz

Special Notes for Next HPS Meetings



Our first Black and White Meeting for the year will take place at 19h15 on Tuesday 7th February 2023, in The Small Hall (or Kid's Zone). The set subject is "Unexpected Combination".

Antenie Carstens will be giving a talk on "My Continuing Black and White Journey".

It will be an interesting evening - do come along!

The next HPS Competition Meeting will take place on Tuesday 14 February. Again, the set subject is "Unexpected Combination". The external judge will be Coert Venter.

Please remember that the closing date for entering images into Photo Vault is the Friday prior to each meeting.

AUDIO VISUALS

To All HPS members

If you are curious and would like more information about creating Audio Visuals, you are welcome to join a meeting or two to find out what it is all about. There are so many reasons to use your photos and maybe videos, from purely sharing your photos in a creative way to expressing a message. And with the technology at our hands often combined, the possibilities are endless.

There was a request to have more hands-on meetings. And from experience, this is not only helping and sharing in a practical way, but it can also be fun and creates a form of camaraderie. So, we decided to have:

Saturday Morning meetings 9:00 to 12:00:

(depending on numbers attending and venues available, Lutheran Church Hall, Irmel's Home, Issi's Home)

21 January

18 March

20 May

15 July

16 September

18 November

And in the months in-between:

Tuesday Night Meetings: 19:00 to 21:00:

(depending on numbers attending and venues available, Lutheran Church Hall, Irmel's Home, Zoom during winter months)

28 February

25 April

27 June

22 August

24 October

The Saturday morning meetings are meant as working/sharing/inspiring sessions. Please bring your laptop and an AV in the making.

During the Tuesday night meetings any one is welcome to share/demonstrate experiences/questions and show you AVs!

I will send out a reminder the week before to get an idea, how many are going to join. This info I need to plan, especially regarding the venue.

Set Subject 2023: Africa – it leaves the interpretation wide open – as long as the viewer can say: This is 'Africa'!

Information regarding a weekend workshop: watch this space. And have a look at the [AV Makers SA website](#):

Irmel

irmel@avcreations.co.za 0823729824

FUTURE SET SUBJECTS

Set Subject List

January	Negative Space	July	Humour
February	Unexpected Combination	August	Colour Explosion
March	Shadows	September	Rainy Day
April	Murder Mystery Book Cover	October	Back Light / Rim Light
May	Music Related	November	Rust
June	Creative Shutter Speed	PROJECT	Broken and Beautiful

FUTURE SET SUBJECTS (CONTINUED)

Thoughts on Set Subject for March - Shadows

The full list of set subjects, together with descriptions, was issued a couple of weeks ago. The set subject for March was described by the author thus:

“March: Shadows

A shadow is the result of the relationship between the subject's location and the direction of the light source. With front light, the shadow falls behind the subject. When side lit, it appears on the opposite side that's lit.

Shadow photography is known for its capability to transform a plain image into something extraordinary. Shadows can serve as a tool to improve texture, balance, and contrast (with little effort).

Go to this article for a detailed description and ideas for this topic.

<http://loadedlandscapes.com/shadow-photography/> ”

We all know that light and shadow is very important in virtually all photography. But clearly, “Shadow Photography” does not include all photographs!

The article referenced above certainly raises some interesting points. I note that it mentions adding and subtracting shadows using Photoshop. Does this have a place in “Shadow Photography? Maybe. But certainly, the enhancement of image shadows is something that Photoshop will definitely be used for.

Another interesting topic: the article notes that silhouettes and shadows are not the same thing, implying, perhaps, that a silhouette is not a shadow photograph. However,



there are many other references out there that include silhouettes in the shadow photography genre. In addition, the image of the person in the library presented in the article, I would say, is more a silhouette than a normal shadow photograph.

Here, once again, I think that a silhouette is a special case of shadow photography, and cannot be excluded.

FUTURE SET SUBJECTS (CONTINUED)

At the other end of the scale, there is the question of chiaroscuro. Chiaroscuro is the artists' term for strong contrast of light and dark values in an art work. A discussion around the application of this to photography is given in Point 5 of:

<https://expertphotography.com/shadow-photography-tips/>

The author gives two references to art-works (copies of which I provide here), Johannes Vermeer's "The Milkmaid", and Joeseph Wright of Derby's "The Orrery".



In these two images clearly, the shadows play a large part.

In the case of The Milkmaid however, I would say that a photograph that looks like this would not be considered as being in the genre of "shadow photography".

But that is just my opinion of course. Your opinion may differ.



On the other hand, a photo that looks like The Orrery, clearly would be considered shadow photography.

And it is clear that the centre of interest is not the shadows.

So, it seems that the shadow itself does not have to be the centre of interest.

All based on my opinion of course.

FUTURE SET SUBJECTS (CONTINUED)

So, what exactly is “Shadow Photography”?

Adobe’s conclusion is that: “Any photo that uses shadows as a prominent part of the composition — to enhance the contrast of a subject or as the subject itself — is shadow photography.”

While I was busy reviewing this subject, David Osborne issued an email containing his photograph “Wrest Park”. I was immediately struck by the image; and then thought: “Is this a shadow photograph?” I found I was in two minds about this one!

see <https://www.davidosbornphotography.com/>

I contacted David and asked if he considered this to fall into the genre “Shadow Photography”, and could I have his permission to use this image in our monthly internal newsletter. His reply included the comment:

“Regarding ‘Shadow Photography’, I can’t help much – not heard the expression. I just like to make good tonal BW images.”

So, I remain undecided as to whether or not I would categorize this one as a shadow photograph.



Let’s look at some other examples obtained from the internet:



This is one that we see quite often.


Here the centre of interest is clearly the shadow. Without the shadow there would be a lesser storey.

It’s a pity the ring isn’t more like the size of a wedding band; this slightly dulls the storey.

FUTURE SET SUBJECTS (CONTINUED)

This is clearly an image with a bit of a giggle to it. The shadow is obviously essential, and thus it has to fit the genre!


Some work went into the photography and/or the Photoshop. A good effort



In this image, there is not much shadow. But that bit of shadow certainly turns a drab image into something better.

We've all seen these pictures with cats, dogs, camels and people. Some of them are really impressive!

In this particular case, it looks as though the shadow of the cat's tail might have been truncated or cropped off. And it would be fairly easy to rectify that impression using Photoshop.



FUTURE SET SUBJECTS (CONTINUED)



This is all about the shadows.
Easily complies with the genre.

However, some judge is bound to
point out that he should not be
walking out of the picture, but
into it! Just kidding!

A well seen image. The shadows are
essential and make the photo.



FUTURE SET SUBJECTS (CONTINUED)



The centre of interest is the shadow. The background confirms that this tree is on the beach. The tree's shadow suggests that this is a tropical beach.



I'm not quite sure where I found this image, but isn't it a beauty?

Here we have chiaroscuro aplenty! We have an obvious shadow, and the additional headroom tells one more about the stairway. Easily passes the genre definition.

Conclusion:

So, at the end of the day, where would I say that the limits of our current genre are? I would say that it is up to the opinion of the individual author to decide if his or her image complies with this category. The only reason for outright disqualification would be if there is no sign of any shadow.

Still in need of ideas/clarity?

Have a look at [this site](#):

In particular run the PowerPoint slide at the top of the page. The slideshow concludes with a generic list of possible shadow photographs. Good luck!

OUTINGS

January Outing - Spirit of Victoria

Our first outing for the New Year will take place on FRIDAY 27th JANUARY 2023 at 5pm at the Waterfront. **N.B. Start time is 5 pm NOT 7 pm.**

We will be enjoying a Sunset Sail on the 'Spirit of Victoria'. This consists of a 90-minute cruise in Table Bay. Two glasses of complimentary sparkling champagne, or fruit juice, or a Coke-lite, are included. The tickets cost R350 per person, payable at the Wild Horizons Kiosk, 7, Quay 5, Victoria and Alfred Waterfront. The Kiosk closes at 7pm after the sunset cruise has departed.

There is no corkage charged so you can bring your own refreshments, if so desired.

Nettie is our Convenor. She has asked for those interested to notify her asap.

Contact details for Waterfront Adventures is:

Tel 021 065 0301.

[email:res@waterfrontadventures.co.za](mailto:res@waterfrontadventures.co.za)



September Outing - Paternoster

HPS is planning a weekend outing to Paternoster on Friday, 8 September, 2023 until Sunday 10 September. Steve Trimby is our convener.

Anyone interested in coming on the Paternoster weekend trip should check out the [accommodation](#), and then book your place with Suzanne Govender at info@labaleine.co.za. Suzanne will give you a 10% discount and, if enough people book, she will increase that to 15%. Suzanne is not holding accommodation for us, so please book soon to avoid any possible disappointment.

You don't have to stay at La Baleine, but we tend to have more fun if we are all together as a group.

Cape Town Photographic Society stayed at La Baleine recently, and had a wonderful time.

There is plenty to photograph in Paternoster. HPS had an outing to Paternoster in September 2016, and many excellent images resulted. To whet your appetite, a copy of

OUTINGS (CONTINUED)

Peter Dewar's "Lighthouse - Cape Columbine" is presented below. (And for those of you who might be wondering, that was the actual sky on that particular evening!) [Ed]

Please also join the HPS Paternoster WhatsApp group for information updates and for requests for housemates, if you want to share.

The accommodation is self-catering, so I suggest we break on the first night and have supper at a restaurant in Paternoster on the second night.

Feel free to also phone me on 076 5656250 for more information.

Steve T



EDITOR'S COMMENT

At the normal HPS meeting in November, Nettie asked us to think about why we follow this hobby, and consider how we may be able to assist with the running/expansion of the club. Some of her concerns were further elaborated in her email letter towards the end of November. Based on this, and subsequent discussions with Mari, I decided to offer to take on the responsibility for this monthly HPS Newsletter.

As far as the first part of the question is concerned, (why I follow this hobby), I have often thought about this matter. Why did I get into photography in the first place? It started with our family Box Brownie camera. My parents used to remark that photos taken by me usually seemed to look better than the others, although I was just doing what mother told me – “If you cut off someone’s feet, cut them off at their waist”. This moderate success tends to make one feel as though one has an aptitude for the job!

Years later they bought me a magic little Halina 35X, which had all of the attributes of a “modern” camera of the day. I first joined a photographic club back in 1978, after I was able to afford a proper SLR camera. This started my fascination with photographic

EDITOR'S COMMENT (CONTINUED)

images. However, after a few years, it also killed the enjoyment for me. I did slide work, and every time I looked through the viewfinder, I started to see power lines and discarded coke tins. Things that ruined the view and, about which, little could usually be done. I was no longer enjoying my photography! So, I gave it up and started with home-computing/programming as a hobby instead.

In 2000 I was transferred to India; and we bought our first digital camera in order to email pictures home to the family. That camera was not too good. The following year, after doing some homework, I bought a good reasonably priced point-and-shoot digital camera. This, together with my interest in digital manipulation, reignited the photography urge once more. In 2002, after returning to RSA, I went searching for a digital camera club. There were none; except for some purely web-based versions. I joined a couple of these, but always found that I longed for the more personal nature of the physical meetings. It just so happened that one of the first PSSA camera clubs to go digital was F-Stop, right in my home town of Kempton Park! By that time (mid 2005) I already owned my first DSLR, the wonderful Konika-Minolta Dynax 7D. From then on, I was hooked again! And now I was able to clone out powerlines and discarded coke tins using The Gimp!

The email from Nettie, mentioned in the first paragraph, arrived on 25 November. On that same day, one of the photographer/writers, whose web-site I visit regularly (Guy Tal), published an article that helped to clarify my feelings on why I practice photography. His article "On Motivation, Creativity, and Personal Expression" highlights the differences between intrinsic and extrinsic forces in photography; and the conflict that exists as a result of these two positions not being compatible in many ways. Please have a look at his article and see how it fits in with yourself.

<https://guytal.blog/2022/11/25/on-motivation-creativity-and-personal-expression/#more-10442>

It is definitely clear to me that I am primarily motivated by intrinsic forces. I make (photograph/edit) images because I find pleasure in the relaxation it gives to the soul. I also sometimes avoid external conflict by not publishing some of my more "way-out" images at the club, because I feel the judges might not appreciate what I have created.

But the external results are also important to me. During the Covid shutdown I sorely missed physical meetings, although I did find the period very creative from the image editing point of view.

The article also answers some of the questions I've asked myself over the years. Why I don't enter salons, or seek PSSA honours of some sort? I'm not interested. I guess I'm scared that any negative criticism may impact the pleasure I get out of making images that please me! I need an audience; yes. But I don't need to compare my work with the rest of the world. With the club, I have at least had some control over the likely outcomes by virtue of being acquainted with my audience.

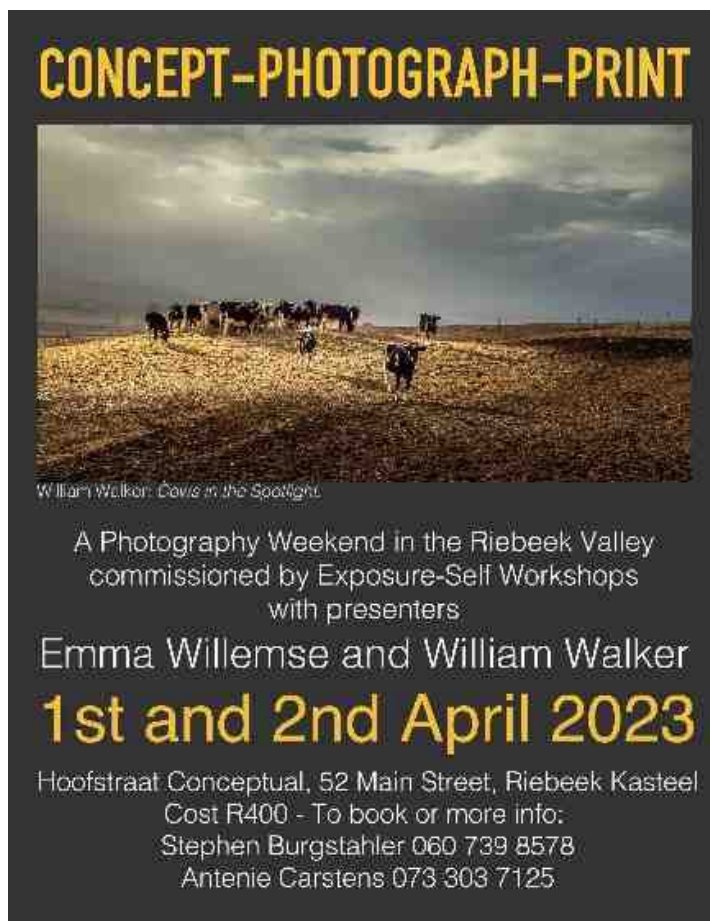
Until Next Month - Peter

PHOTOGRAPHIC COURSES

Concept - Photograph - Print

A Photography Weekend in the Riebeek Valley

In the past couple of years, Antenie Carstens and Stephen Burgstahler (Exposure-Self Workshops) have organised a few one-day workshops focusing on some of the more unusual aspects of photography. Those of us who have attended these have found them very thought provoking.



Another workshop is being planned, this time a two day event in Riebeek Kasteel. This will take place starting on Saturday 1st April 2023. Is this another April Fool's joke? Let's hope not!

An email invitation was recently sent out to all HPS members. If you are interested in joining the programme, or require further information, please contact:

Stephen Burgstahler
or
Antenie Carstens

The Essence of Vergelegen Photography Contest

Vergelegen wine estate in Somerset West is offering visitors the opportunity to enter a photographic competition and showcase their work to a wider audience. There are some great prizes to be won, including two Canon PowerShot Zoom cameras worth R4495 each (sponsored by Orms Photographic store, the competition partner), Vergelegen experiences, restaurant vouchers and wine. The finalists' images will be exhibited in the glorious surroundings of the estate during March for all visitors to view.

Here is the link to find out more:

<https://vergelegen.co.za/the-essence-of-vergelegen-photography-contest/>



Somerset Mall 021 852 6737