

Founded in 1954



Member of PSSA

<http://helderbergphoto.com>

MARCH 2012
NEWSLETTER
Helderberg Photographic
Society
PO Box 2004
Somerset West 7129

Black & White Group

Wed. 7th March

Club Competition

'Street Photography'

Wed. 14th March

Club Outing

Audio Visual

Wed. 28th March

Your 2012 Committee

Chairman

Roger Lee

Tel: 0836354282

botanical@mweb.co.za

Secretary/Outings

Paddy Howes

Tel: 021 876-2136

dreamcatcher@radionet.co.za

Audio Visual

Irmel Dunaiski

Tel: 021-887-0502

irmel@avcreations.co.za

Treasurer

Michele Moss

Tel: 082-820-2814

michele@michelemoss.co.za

Editor/PRO

Nettie Warncke

Tel: 082 5763278

021 5317377

nettie28@iafrica.com

Digital Advisor

Steve Crane

Tel: 083-288-8329

steve.crane@gmail.com

Technical Advisor

JJ van Heerden

Tel: 083-366-1515

Work: 021-8881500

pictureworks@telkomsa.net

Noleen Kutash

Tel: 076- 609- 9978

info@phasesafrica.com

Marisa Baschiera

Tel: 079-774-8090

marisaphotog@yahoo.com

Antenie Carstens

Tel: 073-303-7125

antenie@adept.co.za

Bernard

Seymour-Hall

Tel: 083-799-6330

seymourh@mweb.co.za

David Damp

Tel: 083-271-3398

ddamp@telkomsa.net

In this Issue

Chairman's Note

Notice Board

Report : B&W Group

Report : Evaluation Meeting

Report : Club Outing

Report : AV Evening

Subs for 2012

AV Convention 2012

PSSA Congress'12

Dates to Diarise

'Five Bright Planets'

Star Trails

UFO's

Exhibitions

Tutorial

Workshops

Programs

Free Classifieds

The Last Word

Through the Chairman's viewfinder...

Joining fellow members on a club outing is an excellent way of getting to know people better, improving your photography and having fun! Eighteen people joined Paddy on the Street Photography outing in February and we will have a chance to see some of the results at the Evaluation evening on April 11. Make the effort to join the next outing (details at the next HPS meeting).

Street Photography is the set subject for the competition evening on March 14 – don't forget to get your entries done in good time!

HDR processing and Monitor Calibration are two hot subjects and there are excellent articles on both (and lots more!) on the HPS website. If you haven't been on the site recently do yourself a favour and click the link <http://helderbergphoto.com>.

Steve does an excellent job of posting all manner of interesting articles on the site. If you find anything of special interest on the web, share it with your fellow members by sending the link to Steve.

Irmel and the AV group have gone to a lot of effort to set up a one day training course in using both Wings and Pictures to Exe AV software. The course is on March 10 in the hall and is a unique opportunity to get started in AV – don't miss it! Give Irmel a ring on 021-887-0502 to find out more. Even better, come to the AV evening on February 29 and chat to people!

The Black & White interest group is growing – why not pop along on March 7 and join in? The set subject for March is Water Reflections and the photographer of the month is Henri Cartier-Bresson of 'le moment juste' fame. You don't have to have submitted images to enjoy the evening and you are most welcome to just come and see what it is all about.

Remember that our website <http://helderbergphoto.com> has all the information you need about submitting images for competition and evaluation – please read this and make sure your submissions are to the required specification – this helps everyone – especially Steve!

Photographic websites are proliferating at mind boggling speed but there are two really good ones which could be all you need – <http://helderberg.com> and www.pixiq.com. Happy surfing but keep in mind that the aim of our hobby is **to take** pictures so don't spend too much time just reading about it!

HPS is **your** club run by **your** committee – if there is anything you would like to see included – anything you really enjoy – any suggestions about anything – please just tell us!

Become really involved in your club and have much more fun with your photography!

Cheers,
Roger

NOTICE BOARD

Congratulations to Ronelle van Loggerenberg who came 8th out of over a thousand entries in the Beeld photo competition, with her image of an elephant with a flower in its mouth! Well done, Ronelle!

Congratulations to Florian Breuer who came 4th with his image of Slangkop Lighthouse, in the March issue of SA Country Life!

March Set Subject ‘Street Photography’ : submissions on this subject may have been taken anywhere, any time (not necessarily those taken on the Street Photography outing).

REPORT : BLACK AND WHITE INTEREST GROUP

Wed. 1st February

The B&W Group is still in its growth stage, and we are acclimatizing as we go along ... Roger suggested that each month we study the work of a particular photographer – in February it was Ansel Adams, and in March it will be Henri Cartier-Bresson. Bring or send your favourite HC-B image to the meeting for discussion. The group is not holding competitions (yet) – in the meantime, b&w and monochrome images may be entered into the normal club competition. The Set subjects for the following two months are: March: ‘Water Reflections’; April: ‘Intentional Camera Movement’; May: ‘Street Portraiture’. Interesting subjects for future discussion include ‘the best types of paper on which to print b&w images’; dodging and burning. Those able to make the meeting were: Steve, Andre, Roger, Paddy, Giorgio, Bernard, Nettie, Rosie, Reg, Hilldidge, Elizma, Nick, David, Denise and Gavin, Harry, Noleen, Rachel and Kevin.

So, for 7th March, please remember ... 1 (one) image on ‘Water Reflections’; and 1 (one) image by Henri Cartier-Bresson.

For B&W enthusiasts: Take a look at the following websites:

Light Stalking: Black and White Flowers – A Study in Form ... go to www.lightstalking.com/black-and-white-flowers-a-study-in-form

Duotone Photography ... go to www.lightstalking.com/duotone

REPORT : CLUB EVALUATION MEETING

Wed. 8th February

There were more than 50 people present at the meeting, which is very encouraging to see! Roger got the ball rolling with a number of announcements, after which Paddy reminded us of the ‘Street Photography’ outing in Cape Town; a planned outing to shoot the full moon over Theewaterskloof dam on Thursday 5th April; and a weekend outing planned at Grootvadersbos from the 29th – 31st June.

Please note the following regarding the Full Moon Outing: the 5th April is the day before the Easter weekend, and no doubt the traffic over Sir Lowry's Pass will be heavy. We usually meet at Peregrine Farm Stall, but if we do that this time, we would have to cross back over the N2 to get to the Elgin side, which is going to be very difficult considering the traffic going towards Houw Hoek Pass. As an alternative, we could meet in Grabouw itself, before turning off for Villiersdorp. A decision will need to be taken about this – you will be kept in the loop. For those who come over Franschhoek Pass, the going will be much easier.

Irmel, who convenes the AV group, then reminded us of the AV day workshop which will be held at the library hall on Saturday 10th March. Please make a note in your diary.

Ann Reilly, who is a new member, and who is the representative in Cape Town for the Swaziland Tourism Board, then gave a very interesting presentation on 'What makes me click' with images made in Swaziland. Thanks Ann!

Roger gave a short presentation on shooting in black and white, and quite a few people have shown interest as a result.

After tea, Carina Beyer, who is the Iziko Museum photographer (and a member of HPS), and Theo Naude – Honorary Member, gave comments on the images submitted for Evaluation. They gave very relevant and informative feedback, for which we thank them. After the Evaluation, Carina gave a presentation on the art of Basutho women – they paint their houses, according to the Seasons, using flowers as their main source of inspiration. Her presentation was informative and interesting – thanks, Carina!

REPORT : CLUB OUTING 'Street Photography in Cape Town'

Sat. 11th February

18 of us gathered on the steps of the Old Town House, Greenmarket Square, and were given a list of 'subjects to shoot' by Paddy. They were: Self Portrait; Shoot from the hip (2); O's in architecture (viz. 'shapes'); Triangles in architecture; Unusual Angle; Creative windows; These shoes are made for walking; Wide-angle – up the street; 'Look Up'; Building detail; One in the group. A total of twelve shots which participants are requested to resize and send to Steve for the April Meeting, please. Bernard had a wonderful time – he once again tried his trick of lying on his back and taking pics over his head – backwards ... and then went off to buy a pair of Bob Marley cotton pants, which he proceeded to change into then and there. The DA youth were hip-hop dancing all over the place – making us aware of the Secrecy

Bill – and several of us were the lucky recipients of DA t-shirts! Gavin told a group of African foreigners who did not want to have their picture taken, that Cape Town was a friendly, tourist city, with lots of photographers around, and if they didn't want to be photographed they must go and live somewhere else! Bernard was told he had to pay for the picture he was taking – to which he replied 'I live here' (!) but all in all, people were friendly and accommodating – Greenmarket Square is definitely a place where one can spend a lot of time! Afterwards, we all landed up at Café Mozart for coffee. Those who could make it were: Paddy, Bernard, Susan and Harry (who are now back in France), Nick and Barbara Cameron, Helder and Sarah, Nettie, Reg, Marisa, Rosie, Andre, Gavin and Denise, Philip Maud, Noleen and Kathy Enslin. Here are a few pics ...



Some of the others arrived a little later

REPORT : CLUB AUDIO VISUAL EVENING

Wed. 29th February

A small, but enthusiastic group met for the Audio Visual evening – quite a few members submitted audio visuals on the Set Subject 'Abstract – Colour, Line and Shape. Some excellent work was presented by Antenie, Irmel, Alicia Greyling, Deon Kuhn, Paddy, and Nettie. Remember to contact Irmel (irmel@avcreations.co.za) if you would like to take part in the Day AV Workshop being held on Saturday 10th March at the Library Hall. Don't delay – book now!

HPS SUBS FOR 2012

Ordinary Member

R250 (R220 if paid before 31 March)

Country Member

R125 (R110 if paid before 31 March)

Students

R125

Banking Details:

Helderberg Photographic Society

Nedbank, Stellenbosch PS: Stellenbosch – not Somerset West anymore

Branch code: 107110 (+00 at end, if necessary for your bank)

or

198765 (Nedbank Universal code)

Account No.: 2608001130

(NB: Please indicate name as reference, or send an e-mail with proof of payment to

michele@michelemoss.co.za)

All subs are payable before 30 April 2012 please.

If you no longer wish to be a member of HPS, kindly send an email to Nettie at

nettie28@iafrica.com with 'please unsubscribe' in the subject line.

NEWS ABOUT THE AUDIO VISUAL CONVENTION

17th to 20th March, 2012 in Victoria West

Are your bags packed yet?

See what you can expect in the town here, posted by a recent visitor:

<http://underourownolivetree.blogspot.com/2012/01/victoria-west.html>

Even with the best intentions, errors do creep in and the program that was included with this month's PSSA newsletter is out of date. The current version is attached.

To our delegates and lecturers, the following housekeeping notifications:

The organisers wish to lose as little time as possible between the various presentations for change in set up with equipment and therefore the following:

1. An HD projector and HD computer will be provided to all as well as an appropriate stereo sound system and microphones. We are therefore capable to do justice to your creations whether they are done in standard format (1024 x 768px) or full High Definition 1920 x 1080 px or anything in between.

2. Therefore, bring your presentation/lecture/show time AV, work in progress etc. which you want to share with us on a CD/DVD and hand to Roel on the first day when registering. Registration will be at the Apollo Theatre from 9h00 till 14h00 on Saturday 20 March.

3. Should for whatever reason, you still prefer to use your own computer, please advise Roel by return email before 15 March so that this can be taken into account in the logistical arrangements.

4. If you have not mailed Adri your:

a) input to the Steering Committee draft document

and or

b) topic/suggestion to be included in the discussions at the AV Forum (this could include where the next AV convention will be and who will organise it) etc.

then do so NOW; the address again adrivano@gmail.com

Should you be unable to attend the convention in person but you want to provide another delegate with your mandate to table your input at the AV Forum or vote on any matter on your behalf, it would be prudent to send your mandate to the Registrar of the Convention at roelvanoza@gmail.com to reach him before 15 March 2012.

Also check out the PSSA Website, AV Division for the latest information:
<http://www.pssa.co.za>

We look forward to meeting you at the 8th Audio Visual Convention!

Regards

Paul Rixom LPSSA (AV)
(AV), AV-AFIAP
Convention Chairman
prixom@webmail.co.za

Thomas Niemeyer APSSA
Chairman PSSA AV Division
thomas@niemo.co.za

Draft Programme (10th February 2012) The 8th Audio - Visual Convention in Victoria West

Sat 17 Mar

09:00 – 14:00 Registration
15:00 – 15:45 Lecture – Frank Reuvers – The basics of producing an AV and Transitions can make or break the quality of an AV.
16:00 – 17:00 Workshop – Frank Reuvers – on the same themes as above.
17:00 – 18:45 Free Time
18:45 – 20:00 Welcome Supper
20:15 – Delegates' AVs, work in progress, discussion, feedback. Followed by Showtime – Jill Sneesby and Barrie Wilkins

Sun 18 Mar

8:35 – 8:50 Notices
8:50 – 9:35 Lecture 1 – Hein Waschefort – Video in AVs
9:35 – 10:05 Tea
10:05 – 10:50 Lecture 2 – Willem Oets – Changing Perspectives – Facts and ideas and looking at things differently.
11:00 – 11:45 Lecture 3 – Chris Daly – The importance of sound in AVs
11:55 – 12:40 Lecture 4 – Johann van der Walt – Custom Animations in Pictures to EXE (objects and animation editor)
12:50 – 13:50 Lunch
14:00 – 15:25 Workshop 1 – Jill Sneesby and Barrie Wilkins – JAP Programme for AVs (For all delegates. Good guidelines for anyone working in AVs, particularly those applying for Honours)
15:35 – 16:50 Workshop 1 - As above
17:00 – 18:00 Delegates' AVs, work in progress, discussion, feedback
18:00 – 19:00 Free Time
19:00 – 20:00 Supper
20:15 – Delegates' AVs, work in progress, discussion, feedback. Followed by Showtime – Chris Daly

Mon 19 Mar

8:35 – 8:50 Notices
8:50 – 9:10 Lecture 1 – Roel van Oudheusden – Preparing AVs for salons
9:20 – 9:40 Lecture 2 – Thomas Niemeyer – Ideas for transitions and special effects
9:40 – 10:05 Tea
10:05 – 10:50 Lecture 3 – Anne d'Oliveira and Franz Jesche – The value and significance of AVs that go beyond 10 minutes.
11:00 – 11:45 Lecture 4 – Antenie Carstens – Elements to consider when creating the AV Story
11:55 – 12:40 Lecture 5 – Adri van Oudheusden – From Ideas to concept
12:50 – 13:50 Lunch
14:00 – 15:10 Workshop 1 – Jill Sneesby and Barrie Wilkins – Follow up from JAP.
15:20 – 15:50 Feedback and discussion on important AV matters, resulting from the AV Steering Committee, chaired by Adri van Oudheusden.
16:00 – 16:45 AV Forum – General discussion chaired by Thomas Niemeyer

16:45 – 19:00 Free Time
19:00 – 20:00 Supper
20:15 – Delegates' AVs, work in progress, discussion feedback.

Tues 20 Mar

8:35 – 8:50 Notices
8:50 – 9:35 Lecture 1 – Jill Sneesby and Barrie Wilkins – AV Software – 'It's not what programme you use, it's what you do with the programme you use'
9:35 – 10:05 Tea
10:05 – 10:50 Lecture 2 – Ryno Oosthuizen – Capturing motion through still images
11:00 – 11:45 Lecture 3 – Paul Rixom – Archival material in AVs
11:55 – 12:40 Lecture 4 – Christine Waschefort – AVs and their role in visual communication
12:50 – 13:50 Lunch
14:00 – 15:00 Workshop 1 – Chris Daly – Sound in AVs (Audacity Software)
15:10 – 16:10 Workshop 2 – Hein Waschefort – Video in AVs
16:20 – 17:20 Workshop 3 – Willem Oets – AVs using Wings software
17:20 – 19:00 Free Time
19:00 – 20:00 Supper
20:15 – Showtime - Willem Oets – AVs from overseas

All events will take place at the Apollo Theatre. We will have lunch and supper at the church hall, a short walk away.

PSSA NATIONAL CONGRESS LANGEBAAN 25 – 31 August 2012

According to Dr. Johan Kloppers, Regional Director of PSSA Western Cape, people thinking of attending this super congress are going to have to put their deposits down as soon as possible. There is a posse of photographers from up north who have already paid! The Congress is being held at Club Mykonos and promises to be an outstanding event, with a myriad of well known presenters having already been secured. Steve has created a link on our website <http://helderbergphoto.com> Please take a look and consider attending – it will be well worthwhile!

<http://helderbergphoto.com/2011/10/31/pssa-congress-2012/>

DATES TO DIARISE: in no particular order ... GREAT OPPORTUNITIES FOR PHOTOGRAPHY!!!!

Bredasdorp Motor Club Races (oval dust track) Sat. 24th March, Sat. 14th April, Sat. 26th May

Community Chest Carnival – Maynardville, Wynberg ... Wed. 29th Feb. – Sat. 3rd March

The Cape Argus Pick n Pay Cycle Race takes place on Sunday 11th March – see www.cycletour.co.za

Adenco 400 Off Road Car Race in Darling on Fri 9th and Sat 10th March – see www.platinumoffroad.co.za

Big Blues Music Festival, Kleinmond ... Fri 2nd and Sat 3rd March
www.bigblues.co.za

‘Infecting the City’ Art Festival ... takes place all over Cape Town ... Mon 5th to Sat 10th March ... go to <http://www.infectingthecity.com> or call the Africa Centre on 021 422 0468 All kinds of art in public open spaces.

Lamberts Bay Crayfish and Cultural Festival ... Fri 2nd – Sun 4th March

Veuve Clicquot Masters (Polo) Sat. 25th March at Val de Vie Estate in the Franschhoek/Paarl Valley. Tickets from Webtickets. See www.valdevie.co.za

The Cape Getaway Show will take place from 23-25 March 2012 at the Lourensford Wine Estate, Somerset West

From: Tracy-Lee Behr [mailto:tracy-lee@ramsaymedia.co.za]

Sent: 28 February 2012 12:29 PM

Subject: Cape Getaway Show - Adventure Activities - INFORMATION

Hi,

It's that time of year again! We would be delighted to have you join us for the Adventure Activities this year's Cape Getaway Show taking place from the 23rd – 25th March at the Lourensford Wine Estate, Somerset West. The 2012 Cape Getaway Show promises to be bigger and better than the last – we are extremely excited about it and hope you will be joining us for this enjoyable family day out.

Below please find some info on the exciting adventure activities we have planned for the weekend.



Adventure activities schedule

Sat, 24th March 2012 - Adventure Activities

07h30 – 10h00	Mountain Biking
10h00 – 12h00	Travel & Wildlife Photography
14h00 – 16h00	Photo-editing

Sun, 25th March 2012 - Adventure Activities

08h00 – 10h30	Hike
10h00 – 12h00	Travel & Wildlife Photography
14h00 – 16h00	Photo-editing

Mountain Biking

Enjoy an adventurous morning of mountain biking on the scenic trails of the Lourensford Wine Estate.

This fun ride is something the whole family can enjoy!

Riders will be able to choose between a leisurely 10km route and a more challenging 30km route.

Date: Sat, 24th March 2012

Time: 08h00

Cost: 10km – R60

30km – R100

(includes free entry to the Getaway Show)

Hike

Why not join the Getaway Team and start the day off with a short hike on the magnificent Lourensford estate nestled in the picturesque Heidelberg Mountains? The hike is suitable for the whole family (it is however advised that children be 7yrs and older). The Trail will take you 1 hour 45 min to 2 hours 30 min, and is 7km in total. Lourensford representatives will guide hikers through the trail and return back to the estate.

Date: Sun, 25th March 2012

Time: 08h00

Cost: R50.00 for adults and R30.00 for children, includes free entry into Getaway Show.

Photography Workshops

Workshop 1 - Travel and Wildlife Photography

Join Getaway photojournalist, Dylan Kotze, for an inside look into the fascinating world of travel and wildlife photography. This two hour workshop will help you avoid the common pitfalls and give you helpful tips to leave you inspired and ready for action!

Topics Include:

TRAVEL PHOTOGRAPHY

- Definition
- Packing your bag
- What to take and what to leave
- Accessories and gadgets for the traveller.
- Photographic considerations
- Sample Images.

WILDLIFE PHOTOGRAPHY

- What makes for good wildlife photography?
- The key ingredients
- Putting together your panel of images
- Audio Visual display
- Specialized wildlife photographic safaris on the Chobe River
- Q&A session

Date: Sat, 24th March & Sun, 25th March 2012

Time: 10h00 – 12h00

Cost: R150.00 p/p per workshop includes free entry into Getaway Show.

Workshop 2 - Photo-editing

In this workshop Getaway photojournalist, Dylan Kotze, will give you the tools to take your photography to the next level by enhancing and correcting your images.

We will examine lighting and exposure, colours, sharpness and clarity, cropping and resizing. This workshop will help you make the most of your photographs from shoot to finish.

Date: Sat, 24th March & Sun, 25th March 2012

Time: 14h00 – 16h00

Cost: R150.00 p/p per workshop includes free entry into Getaway Show.

[Book for both workshops and PAY ONLY R250!](#)

HOW TO BOOK:

To secure your place, please complete the attached booking form along with proof of payment.

Please do get in touch if you need any more information.

We look forward to seeing you there!

Kind regards,

Tracy-Lee

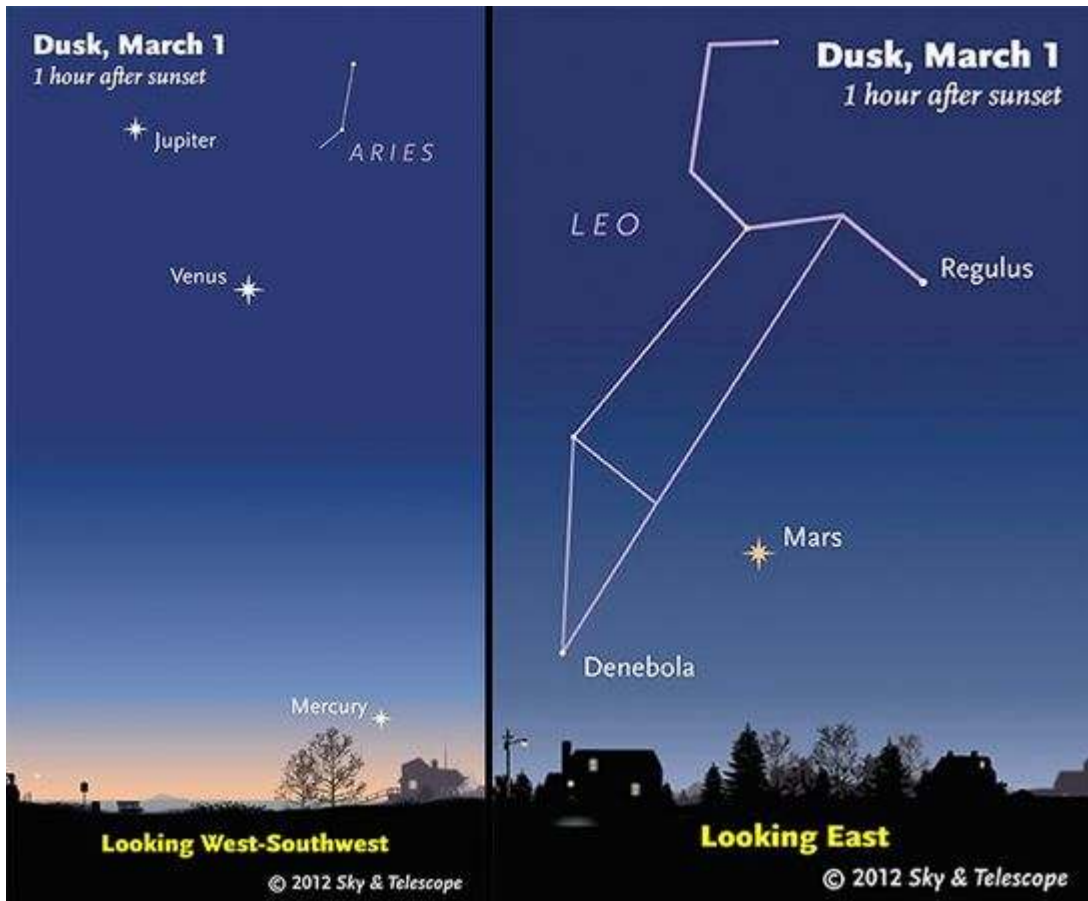
tracy-lee@ramsay media.co.za

Two Oceans Marathon Easter Weekend Fri 6th and Sat 7th April

www.twooceansmarathon.org.za

See 5 Bright Planets in Night Sky—First Time in 8 Years

Find out when and where to see naked-eye objects this week.



An illustration shows where to spot bright planets in this week's night sky.

Diagrams courtesy [Sky & Telescope](#)

Andrew Fazekas

for [National Geographic News](#)

Published February 28, 2012

For the first time in almost a decade, sky-watchers this week will be able to see all five naked-eye [planets](#) over the course of one night for several nights in a row.

The classical naked-eye planets—Mercury, Venus, Mars, Jupiter, and Saturn—can be seen easily without optical aids and so have been known since ancient times.

But the quintet hasn't appeared together during a single night since 2004.

What's more, this week's parade of planets will be joined in the nighttime skies by the waxing crescent to waxing gibbous moon and the superbright [stars](#) Sirius and Canopus.

(Related: ["New Comet Found; May Be Visible From Earth in 2013."](#))

"Although being able to see these objects simultaneously doesn't have any scientific value as such, it is a really fun opportunity to get a sense of how we fit in the universe," said Geza Gyuk, an astronomer with the [Adler Planetarium](#) in Chicago.

"It is a bit like looking at an astronomy class in a nutshell."

Best Views for Cosmic Parade

Although the moon and the seven bright objects will all be visible in one night, they won't all appear at the same time or in the same region of the sky.

The best time to catch sight of the cosmic parade will be between February 28 and March 7. This is when the more elusive planets Mercury and Mars will be at their brightest in the evening sky for 2012, and when the moon will be above the horizon for many hours before setting.

Just after local sunset, [Mercury](#) will be low in the west and rusty-colored [Mars](#) will start to rise in the east.

Catching Mercury in particular is notoriously difficult, Gyuk said, because the tiny world is the closest to the sun and so never appears very far above the nighttime horizon.

(Also see ["NASA's First Pictures of Mercury Taken From Orbit."](#))

The best way to find Mercury with the naked eye will be to first identify the superbright planets [Jupiter](#) and [Venus](#), which will appear in the southwest about 30 minutes after local sunset.

"Follow the line connecting Jupiter to Venus below right, and continue on until you almost reach the horizon," Gyuk said.

"Mercury will be in this vicinity and should be fairly bright in binoculars, but will be getting dimmer and harder to locate as the days of early March progress."

[Saturn](#)—which looks like a bright, yellowish star—will rise near local midnight in the east.

According to Gyuk, the best place to view the sky show will be from either a large field or the top of a hill with eastern, western, and southern views.

Full Show a Limited-Time Offer

Sirius and Canopus are the brightest stars visible any time year-round, but this week they'll be at their highest in the sky for 2012 soon after local dusk sets in.

Located just under nine light-years away, Sirius is the brightest star we can see from Earth and the lead star in the constellation Canis Major, the mythical "big dog" that shines high in the Northern Hemisphere's winter sky.

Canopus, the second brightest star in the sky, is part of the southern constellation Carina, the keel of the mythological ship the *Argo*. (Related: ["Light Echoes' From Monster Star's Eruption Found—A First."](#))

While Sirius is visible from all mid-latitude regions, Canopus—to the lower right of Sirius—can be seen only by observers in more southerly latitudes, for instance, below Los Angeles and Atlanta.

The northern limit for viewing the other six bright objects this week is around the Arctic Circle, beyond which Sirius is invisible. The southern limit is around the Equator, beyond which it becomes very difficult to spot Mercury.

"The moon, of course, is our closest cosmic neighbor and the only one we can really study as a world with the naked eye or even simple binoculars," Gyuk added. (Related: ["New Scars Found on Moon, Hint at 'Recent' Tectonic Activity."](#))

"However these other points of light are all really bright objects in the sky too, so to get the full experience, take your time and let your eyes adapt to the darkness and enjoy."

EXPLANATION BY IRMEL ON HOW SHE ACHIEVED THIS AMAZING STAR TRAIL



Star trail over Duwisib Castel, Namibia

On 1 January 2012 we were camping in a riverbed just below the historic Duwisib Castle in Namibia and the new-moon night was ideal for a star trail. Big camel thorn trees blocked the view to the south, where the well-known circular trail is usually taken, and farm activities, including cars with headlights, excluded the west and north. The only possible direction left was to the east and above the castle. This area, including the castle, is part of Namibia Wildlife Resorts and seemed to be quiet on that public holiday.

I do the following to take star rails digitally:

Equipment

I use my Nikon D80 with 18-55mm lens, a sturdy tripod, a 8GB card, a fully charged camera battery and the Giga T Pro Wireless Shutter Release and Timer Remote. This piece of equipment basically consists of two parts. The receiver is mounted to the camera's flash shoe and connected to the camera via a cable. The transmitter can, amongst other functions, be programmed with many options and combinations.

For this star trail the transmitter was set to a 30 second exposures with 8 second intervals. The camera's battery will determine the number of exposures. For this star trail the battery lasted for 276 photos taken in just under three hours.

Camera settings

18mm; f/5.6; bulb; RAW format; manual focus (with a cover for the view finder)

It takes a bit of time to work out the ideal camera and Giga Pro T settings in combination. You'll need a clear, moonless night and no light interference from other sources (something which doesn't happen all that often).

Just after I'd set up the camera at Duwisib I noticed activity going on at the castle, including torch light. Thankfully these lights weren't strong enough to influence the photos. Only one photo (number 84) shows the light on the wall, possibly the headlight of a car shining on the building.

Editing

The one disadvantage of taking star trails digitally is you'll only find out if it worked once you edit your photos on the computer.

I start by selecting two or three of the RAW photos in Lightroom, preferably from the beginning, middle and end of the sequence. I edit the brightness, white balance and noise reduction on these images and then use the settings to bulk process the full sequence.

I then use a free software program called Startrails to digitally merge the hundreds of photos into a star trail. I've found that it works best to do this in three or four sections and then finally combine these results into one image.



a single photo (detail)
merged



the same detail area with 276 photos

I find shooting star trails very exciting because it's difficult to predict the outcome – adding a sense of adventure to my photography.

More Info about Giga T Pro: <http://www.hahnel.ie/index.cfm/action/productSearch/pid/60>
Startrails software: <http://www.startrails.de/html/software.html>

Irmel


FROM PAUL GODARD (HPS MEMBER)

www.paulgodard.com

BLOG - PAUL GODARD - SOUL PHOTOGRAPHY

UFO OVER MY HOUSE IN GORDON'S BAY

Saturday night (in fact Sunday morning) around 1 am, while I was looking at the sky with a good friend of mine, we saw what I would really call an UFO.



It was very close and flying quite fast over my house from North to South.


The shape of the object was a disc (seen from below) with 6 very clearly defined blue lights or flames (like a gas stove) aligned on the tips of a perfect hexagon. These 6 reactors were shooting downward and a big 'rocket tail' 2-3 times longer than the disc and with beautiful red-orange-yellow colors mixed with 'Spielberg' blue was following the object.

The more astonishing fact is that the UFO was flying in absolute silence (there was very little wind that night). It was magical and irresistibly beautiful. That memory will never fade. If you have a logical explanation, let me know...

Apart the logo on the UFO, it is exactly what we saw!

And believe me it is not a joke!

Now the lady's version (my friend, the second witness). For her the tail was much longer and the disc appeared brighter and more like a bowl. She is not sure about the reactors : 5 or 6... now I am not sure anymore!



Once again believe me, it is not a joke (except the logo) and we were not drunk, neither stoned!

Date: **22 Jan 2012**

Tags : **ufo, night sky**

Vanessa Anne Jones on 21 Feb 2012



Gordon's Bay has long been known for its ufo activity. Wish I could have seen it too! Please post more images should you see them again. Always very interesting.

larablack on 21 Feb 2012

Talk about synchronicity!

Last night (20Feb) I saw, what for me was a UFO, at about 10pm. I live in Noordhoek, and I was outside with my dog (before taking him in for the night). It was a beautiful, clear evening with a star-studded black sky, and no wind. Which, if you live in Noordhoek, is rare. I remember looking at the stars, mesmerised by their beauty when i noticed this relatively small flying object flying in my direction - i thought it may be a helicopter - with a long beam of light shining out from what i assumed to be the front of the aircraft. There was no sound coming from the object, and i remained rooted to the spot trying to identify it. As it approached my house the beam of light went off. As though the pilot was aware of someone watching and didn't want to draw attention to the aircraft. It continued to move, relatively slowly, towards the Chapman's Peak side of Noordhoek. It was def not a light aircraft - it had no wings as such; and neither was it a helicopter. It had no wings or tail, but a simple circular/octagonal shape, with small lights along its perimeter. Mostly in blue, but including green. I was too stunned to reach for my camera, and only stood in silence, fascinated by the sheer silence...and this gliding object.

I dismissed it, but then, when i read your email this morning relating your sighting in Jan...i had to share my experience!

TUTORIAL

How to put a border around an image ... go to

http://www.digitalscrapbookplace.com/university/tutorials/ps_photoborers_as.shtml

(note: 'underscore' between ps_photoborers, and, photoborers_as.shtml)

EXHIBITIONS

At the Rupert Museum, Stellenbosch, an exhibition of Pierneef's Railway Station panels ...

Dear Nettie;

Many thanks for the tip regarding the Rupert Museum. We visited for the first time today and were very impressed with the Pierneef exhibition. We were struck by the similarities in style with the work of some early 20th Century Canadian artists, particularly Tom Thompson and the Group of Seven -

http://en.wikipedia.org/wiki/Tom_Thomson

We continue to find parallels between South Africa and Canada.

Cheers!

Harry

'BRIEWE UIT DIE TANKWA' by Adriaan Oosthuizen at the AVA Gallery, 35 Church Street, Cape town – next to Café Mozart where the 'Street photography' outing had coffee in February.

www.ava.co.za

Adriaan Oosthuizen





**MARTIN OSNER FINE ART
GALLERY**

CAPE TOWN, SOUTH
AFRICA

ROAD TO FREEDOM – MARTIN OSNER

Back in 2006 I was fortunate enough to have taken this photography of Paulus and his faithful companion “Miesiekind” (*Afrikaans meaning little girl*). At the time I was preparing for an exhibition entitled “A Child’s Gaze” and was out photographing children in a rural community in the North West Province of South Africa. Until then I had only been specializing in fine art photography for five years and felt that my approach was still too static and sometimes predictable. Just prior to this assignment I had explored lomography to see whether I could break new boundaries to advance my art. For those who are not familiar with lomography one uses a very basic analogue film camera which has limited control. This type of photography places less emphasis on the technical mechanics of photography thus allowing for more freedom and creativity. In a nutshell, it is simple, high risk, unpredictable photography that from time to time delivers an interesting result. I must confess that I found lomo photography very challenging and in frustration had shelved the camera for another day. Why is this important? Well you see, even though I felt like I had failed to get the technique right, my mindset had certainly been challenged. Allow me to explain - on the day I was busy photographing the children, Paulus and his dog showed up to see what all the fuss was about. I looked up and saw them, knowing immediately that they would make a fantastic subject. Normally I would have tried to take control over the shot by fetching specialized portrait equipment and lighting which I kept in the vehicle. I would have then probably engaged the subjects by trying to pose them in some way or the other. Instead (influenced by the lomo approach) I dealt with the situation very differently. Expecting that I would be shooting at about 2 meters I preset my lens’ focus manually; I also predetermined my camera settings and then only moved over to introduce myself. I went up and shook Paulus’ hand, explaining that I was a photographer and would like very much to take a portrait of him and his dog. He humbly laughed and said that he was far too old for pictures, while Miesiekind patiently watched on. I reassured him that he would look fantastic and then with his permission started to take a few

pictures. Nervously he stood there laughing, obviously uncomfortable with all the attention. In an attempt to make him feel more relaxed I started to ask him a few questions. He told me all about his life and that of Meisiekind, affording me the opportunity to get a couple more pictures. He was fascinated with the camera and often walked up and examined it while I was taking pictures. We laughed a lot, and then suddenly decided that enough was enough. He thanked me and turned away still laughing and his dog, as if in perfect synchronization to her owner's movements, turned away with him. I was not looking through the viewfinder when I took this particular shot, rather, using an intuitive approach I continued to shoot blindly as he turned and walked away. Normally after a session I can pretty much recall each and every photograph. This time I had very little idea of what I had taken. Later after processing I saw this picture on the contact sheet. I cannot explain my excitement! A few weeks later I went back and took Paulus a copy of this picture which I had put in a frame for him. Since then I have learned a great lesson in my photography. You see it's not only about what we see at the time of pressing the shutter, a lot can be said for instinctive subconscious feel.

Henri Cartier Bresson, a great photographer and one of my mentors once said; "To photograph is to hold one's breath, when all faculties converge to capture fleeting reality. It's at that precise moment that mastering an image becomes a great physical and intellectual joy".

Spontaneous freedom capturing special moments that will can never be repeated nor forgotten. Thank you Paulus and Meisiekind

WORKSHOPS

AV Workshops

Most of us have hard drives full of great photos that never see the light of day... Why not display your favourite images in a unique way by **creating your own audio-visuals**?

I offer two courses in using Wings Platinum 4 to create audio-visuals:

Kickstart - introduction for those wanting to learn the basics

Advanced - creative use of the program for more experienced users

Irmel Dunaiki

If you'd like to find out more, please give me a call Cell: 082 372 9824

Email: irmel@avcreations.co.za

Irmel Dunaiki

Cell: 082 372 9824

Tel: 021 887 0502

Email: irmel@avcreations.co.za

www.avcreations.co.za

NICOLE PALMER AND ERIC PALMER: go to
www.nicolepalmer.co.za for their 2012 programme

Digital Photography Evening Courses

Weekend Workshops in Stellenbosch

Workshops in the Namib desert

JJ VAN HEERDEN AND WICUS LEEUWNER WORKSHOPS

Go to www.photoworkshops-sa.co.za for details on the Aus Namibia Workshop (3-9 June) and Overberg Workshop 24-28 October.

FREEMAN PATTERSON/ANDRE GALLANT WORKSHOPS IN CANADA 2012

www.freemanpatterson.com

PETER HAARHOFF

Go to his website www.capephotoco.co.za

Photographic workshops in the Drakensberg, Witsand (Northern Cape) and Namaqualand

DEREK PEARMAN HON. FPSSA, FPSSA

NORMA PEARMAN FPSSA

Cell: 083 274 3781

Tel/Fax: 011 391 5191

Email: photoman@lantic.net

PHOTOGRAPHIC PRACTICAL WORKSHOPS

ROGER LEE (CHAIRMAN OF HPS)

www.rogerleephphotography.com for digital and travel photography (in Gordon's Bay)

www.mwest.co.za for a host of digital photography courses (in the northern suburbs)

PROGRAMMES

COMPETITION AND EVALUATION MEETINGS

Date	Evening	Set Subject
14 March	Competition	Street Photography – this after our Cape Town Walking Tour Outing on Sat. 11 th February (6 images total ... 3 Set and 3 Open – if desired)
11 April	Evaluation	One image per member Also 12 images from Street Photography participants
09 May	Competition	‘Natural Abstracts’
13 June	Evaluation	
11 July	Competition	‘On Golden Pond’
8 August	Competition	‘Traces of Time’
12 Sept.	Competition	‘Less is More’
10 Oct.	Evaluation	
14 Nov.	Competition	‘Graveyard’
12 Dec.	Gala	

AUDIO VISUAL EVENINGS

Date		
10 March (Saturday)	Workshop	Full day workshop at the Library Hall

BLACK AND WHITE INTEREST GROUP

Date		
7 th March	One image One image	‘Water Reflections’ By Henri Cartier-Bresson
4 th April	One Image	‘Intentional Camera Movement’
2 nd May	One Image	‘Street Portraiture’

OUTINGS

Date		
5th April	Full Moon Shoot	Theewaterskloof Dam
May		
29 – 31 June	Weekend	Grootvadersbos

FREE CLASSIFIEDS COLUMN

I have the following photographic equipment for sale and can be contacted on my cell # 828919281:

1 x Canon 24mmTS-E (tilt shift) lens in mint condition @ R7,800.

1 x Canon 100-400 mm lens in mint condition @ R11,800.

8 x new, unopened in original packaging San Disk 16 GB Extreme Compact Flash Cards 60MB/s @ R850 per card.

1 x unused Lowepro Photo Tracker AW camera bag in mint condition @ R1,300.

Thank you so much.

Lanz

(Member: Lanz von Horsten)

And from Kevin Broadley:

This is a list of equipment which I want to sell . All of it is in ' as new ' condition and has hardly been used. I got Orms to value the equipment and as you can see photos of it is attached :-

Canon 1000D camera - R 1200

Canon EFS 18-55mm lens (plus UV filter) - R500

Tamron AF 70-300mm Tele Macro lens (plus UV filter and hood) - R 1700

(Member: kevin.broadley2@gmail.com)

LAST WORD



ProcrastaSurfing ...

-o0o-