

Founded in 1954 : 'For the Encouragement of Photography'



Member of PSSA

<http://helderbergphoto.com>

<http://helderbergphoto.co.za>

## **MARCH 2014 NEWSLETTER**

### **Helderberg Photographic Society**

PO Box 2004  
Somerset West 7129

**AV/Technical**  
**Wed. 5<sup>th</sup> March**  
**Club Meeting**  
**Wed. 12<sup>th</sup> March**  
**Black & White Interest**  
**Wed. 26<sup>th</sup> March**

### **Your 2014 Committee**

#### **Chairman**

**David Damp**

Tel: 083-271-3398

[somersetwest@cashconverters.co.za](mailto:somersetwest@cashconverters.co.za)

#### **Secretary/Outings**

**Paddy Howes**

Tel: 021 876-2136

[dreamcatcher@radionet.co.za](mailto:dreamcatcher@radionet.co.za)

#### **Treasurer**

**Michele Moss**

Tel: 082-820-2814

[michele@michelemoss.co.za](mailto:michele@michelemoss.co.za)

#### **Editor/PRO**

**Nettie Warncke**

Tel: 082 5763278

021 5317377

[nettie28@iafrica.com](mailto:nettie28@iafrica.com)

#### **Digital Advisor**

**Steve Crane**

Tel: 083-288-8329

[steve.crane@gmail.com](mailto:steve.crane@gmail.com)

#### **Technical Advisor**

**JJ van Heerden**

Tel: 083-366-1515 Work: 021-8881500

[pictureworks@telkomsa.net](mailto:pictureworks@telkomsa.net)

**Roger Lee**

Tel. 0836354282

[fleurde@mweb.co.za](mailto:fleurde@mweb.co.za)

**Antenie Carstens**

Tel: 073-303-7125

[antenie@adept.co.za](mailto:antenie@adept.co.za)

#### **Vice Chair for 2014**

**Bernard Seymour-Hall**

Tel. 083-799-6330

[seymourh@mweb.co.za](mailto:seymourh@mweb.co.za)

**Rachel Gemmel**

Tel. 0825560896

[gembo@mweb.co.za](mailto:gembo@mweb.co.za)

### **In this Issue** **Chairman's Message**

**Reports**  
**Programme '14**  
**Subscriptions**  
**Outings etc.**

**AV Congress**

**Exhibitions**

**Websites**

**Workshops & Courses**  
**Article**  
**Blog Post**

**The Last Word**

## **The Chairman's Note**

March is an important month for HPS money matters – you all need to have paid your subs by 31 March! To participate in the clubs activities, enter into the monthly competitions, receive the newsletter etc., you need to be a paid up member, so don't delay, it's a fantastic deal for R220 per person (R110 for country members and students) for a year's membership!

Your HPS Committee had a very successful meeting in February and there are some new things lined up that I am sure you will enjoy. One of the ideas was to have short instructive sessions at our meetings. At our B&W meeting on 26 February Roger gave a short presentation on the basics of using Lightroom for B&W photographs, using photographs from the evening's submissions, with the author's permission ofcourse – it worked really well! One of the main aims of the club, besides having fun and enjoying our passion for photography, is for us all to improve – “The only photographer you should compare yourself to is the photographer you used to be” (unknown). Also note in the newsletter all the outings and visits that we have lined up for you. We are also looking to get other clubs involved in some of these activities.

The rally to Genadendal was a great success, with an excellent attendance. The weather was good for photography and the time just flew. We all enjoyed lunch and the good company in Greyton afterwards. Thanks to our outings organiser, Paddy, for an excellent day. We now look forward to seeing the member's pictures at the next meeting on 12 March! Look out for the detail on future outings.

The AV evening presented by Irmel also enjoyed great attendance – see the newsletter for details from Irmel. She is putting in a lot of effort and time to give our members the opportunity to learn all about AV's. It is an opportunity not to be missed.

Remember, if you see something in your viewfinder that looks familiar – shake it up a little!

Cheers

David

## **REPORT: Audio Visual Meeting Wed. 5<sup>th</sup> February**

It was good to have Irmel taking care of the meeting again ... she has quite a few plans lined up – not only for Wings users, but also members who use Pro-Show Gold etc. There was a good turnout at the meeting, and several members were going to take part in the workshop Irmel was offering the following Saturday.

## **REPORT: Club Review Meeting Wed. 12<sup>th</sup> February**

Our member from Citrusdal, Izak van Niekerk, and Alicia Greyling from Tafelberg Fotoklub, were the commentators at our Review evening in February. A large number of images were expertly discussed by them, and members were also invited to take part. A successful evening once again.

### **REPORT: Black and White Interest Group Wed. 26<sup>th</sup> February**

There was a good turnout of over 20 members to our Black and White Meeting on Wed. 26<sup>th</sup>. Paddy and Bernard had both brought prints to discuss. As usual, all the submitted images were discussed from the floor which lends to an informal yet informative feel to the evening. March's Set Subject is 'Urban Grunge'. The selected photographer is Cecil Beaton, and Nettie will be talking a little bit about him. Please submit ONE image for Set Subject, and THREE images for Open, if desired. The next meeting will be on 26<sup>th</sup> March.

### **REPORT: GENADENDAL RALLY**

There was a very good turnout of some 20 members, who all received instructions from Paddy ... to be interpreted as they saw fit! For the March Club Meeting, participants are asked to send in :

- a) one self portrait
- b) your versions of the first five required photographs
- c) 5 – 10 more images you would like to see screened

**PROGRAM 2014** Please diarise as soon as you have time!

#### **SET SUBJECTS/REVIEW/AV EVENINGS : HPS – 2014**

Date	Evening	Set Subject
<b>5 March</b>	AV	
12 Mar	Competition	Urban Grunge
26 March	Black & White	Urban Grunge
<b>2 April</b>	AV	
9 Apr	Review	
30 April	Black & White	Portrait (enviro, or other)
<b>7 May</b>	AV	
14 May	Competition	After Dark
28 May	Black & White	After Dark
<b>4 June</b>	AV	
11 Jun	Review	
25 June	Black & White	Rain
<b>2 July</b>	AV	
9 Jul	Competition	Juxtaposition
30 July	Black & White	Juxtaposition
<b>6 Aug</b>	AV	
13 Aug	Competition	Worm's Eye View

27 Aug	Black & White	Worm's Eye View
<b>3 Sept</b>	AV	
10 Sep	Competition	Backlight
24 Sept	Black & White	Backlight
<b>1 Oct</b>	AV	
8 Oct	Review	
29 Oct	Black & White	Foil Reflections
<b>5 Nov</b>	AV	
12 Nov	Competition	In the Street
26 Nov	Black & White	In the Street
<b>3 Dec</b>	AV	
10 Dec	Gala	

### **GET YOUR FEET WET**

As newbies – when we join the club – we often think ‘I’m never going to be brave enough to put up my pics amongst this lot!’. Well, that’s where you are wrong! You only need to get your feet wet once, and then everything will go swimmingly! Contact Nettie ([nettie28@iafrica.com](mailto:nettie28@iafrica.com)) if you would like to show ten of your own favourite images, using the microphone to explain where you made the picture, and why you like it. It’s really not scary – most have been there before, and the audience will not burn you down in flames! In fact, they’ll be very supportive! So contact Nettie!

### **SHARE YOUR PROJECTS, IMAGES, EXPERIMENTS AND TRAVELS**

Often members have more images to show than just those they enter into Competition and Review. Perhaps you have started a project, or perhaps you have a series of images on a particular subject? Or are you experimenting with post processing and need answers to problems? Or have you traveled recently and have been able to put a travelogue together? A timeslot can be made for you to show your work at one of our meetings. Don’t be shy – contact Nettie and discuss it with her, easy peasy ...

## **SUBSCRIPTIONS 2014**

Our 2014 subs will remain the same as in 2013

### **Ordinary Member**

R250 (R220 if paid before 31 March)

### **Country Member**

R125 (R110 if paid before 31 March)

### **Students**

R125

## **Banking Details**

Account name: **Helderberg Photographic Society**

Bank & Branch: **Nedbank, Stellenbosch**

Branch code: **107110 (+00 at end, if necessary for your bank)**

**OR**

**198765 (Nedbank Universal code)**

Account Number: **2608001130**

**NB: Please indicate your name as reference, or send an e-mail with proof of payment to Michele at [michele\(at\)michelemoss.co.za](mailto:michele(at)michelemoss.co.za).**

**All subs to be paid 30 April 2014 please.**

If you no longer wish to be a member of HPS, please send an email to Nettie at [nettie28\(at\)iafrica.com](mailto:nettie28(at)iafrica.com) with 'please unsubscribe' in the subject line.

*(replace (at) in the email addresses above with the @ character)*

Please e-mail Michele Moss (our Treasurer) at [Michele@michelemoss.co.za](mailto:Michele@michelemoss.co.za) should you experience difficulties with the eft process

---

## **OUTINGS**

### **OUTING USING MIRRORLESS CAMERAS : STELLENBOSCH**

#### **SATURDAY 8<sup>th</sup> March : with JJ van Heerden**

The arrangements are as follows:

We meet in front of our shop (Picture Works, 49 Plein Street – see below) again at 9:00am. We will then go for coffee and a quick run-through on the operation of the camera. The outing will be in the form of a series of challenges/themes. For instance: photograph at least one candid portrait with the camera's black and white mode. Photograph a street scene using the camera's black and white with selective colour mode. Make at least one image in the botanical garden using contrasting textures. Make two photographs of a cyclist, one using a low ISO and slow shutter speed to create subject blur and one using a high ISO and fast shutter speed to freeze movement. ETC

We will then first take a short walk through Stellenbosch to photograph architecture, street scenes, portraits and the botanical gardens. We will then make our way to Jonkershoek photographing cyclists in the landscape on the way. We then go to Assegaibosch to photograph the river, landscapes and nature.

Fuji has made 18 Fujifilm X-M1 cameras with 16-50mm lenses and 8 Fujifilm X100S cameras (Fixed 23mm f2 lens) available. Both cameras have an APS-C size X-trans sensor. They will be allocated on a first-come basis. Each member should let you know which camera they would prefer when they book. If we get more than 10 people, we will go ahead.



(Johann van Heerden APSSA)  
49 Plein Street  
Stellenbosch  
Tel/Fax: 021 888 1500

Please let Nettie know if you are able to attend this outing ...also, which camera you would prefer to use ... first come, first served ...

[nettie28@iafrica.com](mailto:nettie28@iafrica.com)

---

**PROPOSED OUTING TO THE NATIONAL LIBRARY, QUEEN VICTORIA STREET, CAPE TOWN ON SATURDAY 15<sup>th</sup> MARCH at 10.00am**

TO VIEW THE EXHIBITION **Lenses & Shutters as Witnesses** presented by the National Library of South Africa & the Cape Town Photographic Society, and showcases many unique historical images, plus a display of the various photographic processes used in the nineteenth century.

For some members it has not been easy to view this exhibition as it is open only from a Monday to a Friday. However, through the kind intervention of Antenie Carstens, we hope to get special permission to have a viewing on Saturday 15<sup>th</sup> March. HPS also intends inviting members from other clubs. A separate e-mail will be sent to everyone confirming the final arrangements.

---

**CAPE PHOTOGRAPHERS CONGRESS AND PSSA AUDIO VISUAL CONVENTION**

A magnificent photographic event will take place in the quaint village of De Rust in 2014 which you should not miss!

**Cape Photographers** is proud to announce that they will host a 3-in-1 event

from Tuesday 29 April to Saturday 3 May 2014 consisting of

the 16th annual CAPE PHOTOGRAPHERS congress,

the 9th PSSA AUDIO VISUAL CONVENTION

and the PECC INTERNATIONAL AUDIO VISUAL FESTIVAL AWARDS

During these five days delegates have the opportunity to tap into the tremendous amount of photographic knowledge and experience that has been brought together for this congress.

Topics range from:

"Art and Photography", "Aspects of Plant Photography", "Creative enhancements",  
"Composition for Landscapes", "Lightroom 5", "Low light photography",  
"Panoramas",  
"Honours feedback - What the judges are looking for in digital and AV applications",  
"Seeing in Black and White", "Portraiture", "Star trails", "Street photography", "Strobism", etc.

Topics of interest to the audio-visual workers include various aspects of audio-visual production such as:

"Why AV?", "Storytelling in AV", "Producing better soundtracks",  
"Video and AV", etc.

The full programme as well as an informative guide to attractions of the region can now be downloaded here:

Programme



Guide



Attractions-map



Everybody from all over South Africa and further afield is welcome!

Membership of a Camera Club or PSSA is NOT a requirement

Address any congress enquiries to either:  
Paul Rixom: [prixom@webmail.co.za](mailto:prixom@webmail.co.za) or Roel van  
Oudheusden: [roelvanoza@gmail.com](mailto:roelvanoza@gmail.com)

For more information and details of all available  
accommodation,

please visit: <http://derust.org.za> and <http://www.oudtshoorn.com>

The local tourist office is keen to assist with your  
accommodation bookings and you can contact them at either:

Telephone number 044 279 2532      044 279 2532 or e-  
mail [bookings@oudtshoorn.com](mailto:bookings@oudtshoorn.com)

Dear Nettie,

The first month of the year is already history and for some too soon it will be autumn;  
others will marvel in the better lighting and colours of autumn.

[Register here \(Cntrl + Left click\)](#)

This congress is for all styles of photography and various genres are catered for.  
We will also be showcasing some of the best images from photographers worldwide as  
compiled by the Royal Photographic Society for their 2013 International Exhibition.  
More details on the PSSA web. [www.pssa.co.za](http://www.pssa.co.za)

Should you have any questions about this event, do not hesitate to ask me or Paul Rixom,  
chairperson of this congress and PSSA Regional Director for the Garden Route.

Look forward to seeing you at congress!

Best regards

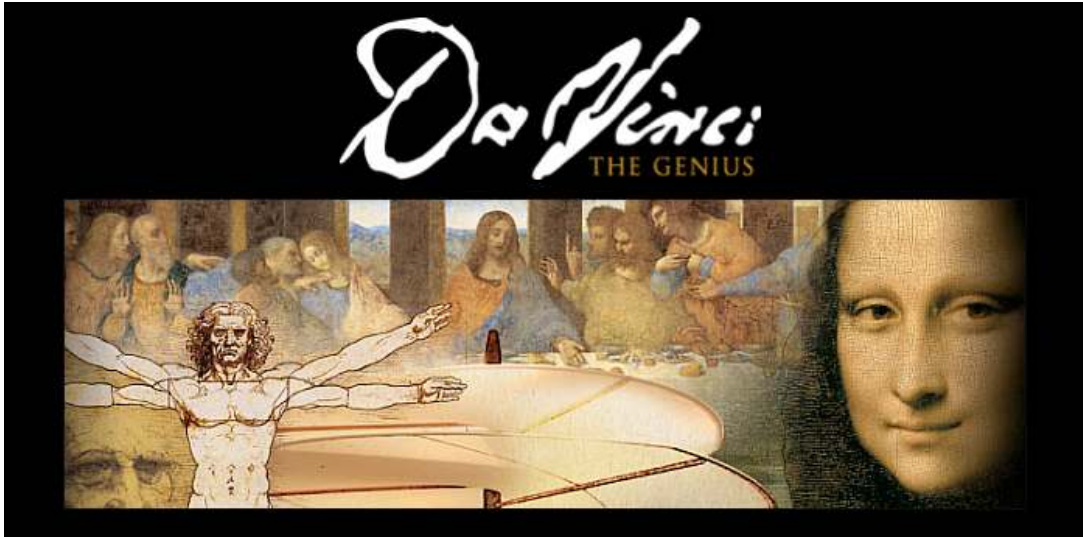
Roel

---



## **EXHIBITIONS**

### **INSPIRATIONAL NEW LEONARDO DA VINCI EXHIBITION OPENS IN CAPE TOWN**



The Most Comprehensive Traveling Exhibition Ever Compiled on Leonardo da Vinci  
Da Vinci - The Genius on show at Chavonnes Battery Museum, Clock Tower, V&A  
Waterfront from 27 November – 23<sup>rd</sup> March 2014.

*Exhibition is a coup for Cape Town as global World Design Capital 2014*

Cognoscenti from the South African media, arts, culture and academic world were last night (Opening Night) treated to an exclusive talk revealing 25 new secrets about the Mona Lisa, the world's most famous painting, at the launch of global traveling exhibition, Da Vinci – The Genius, which showcases the work and influence of Italian Renaissance giant, Leonardo da Vinci. The Mona Lisa's 25 new secrets – the result of two years' meticulous study involving a 240 megapixel camera that enabled a virtual “peeling away” of five centuries of paint, varnish and restoration work from the iconic painting – were unveiled by French engineer and Leonardo da Vinci expert, Pascal Cotte, who flew in from Paris especially for the launch of the exhibition at the V&A Waterfront.

Cotte's passion for Leonardo was clear during the course of his 40-minute talk. A self-confessed lifelong Leonardo aficionado, Cotte's fascinating insights and new claims about Mona Lisa – all verified by the Louvre and the French government – seem certain to prolong the world's love affair with the famous painting. He remarked: “For some five centuries, the enigmatic and elusive smile of Mona Lisa has intrigued and fascinated countless millions of people. What a privilege it is to be here in Cape Town to share the story and the marvels I discovered in the course of my journey with this painting.

“Just as I did, South Africans will surely feel the same small thrill of wonder and gratitude when they discover the secrets hidden in the painting – secrets ‘hidden’ in plain sight I might add! What are these 25 secrets? Ah, South Africans must come and find out for themselves,” he added enthusiastically.



## ABOUT PASCAL COTTE

Engineer optician, Pascal Cotte, is the inventor of the first multi-spectral high definition camera and his revolutionary lighting allows for the conservation of the digitized documents.

Cotte has worked for over 20 years in his own high technology and IT companies to develop video solutions for major television studios and also the first Macintosh webcams and video cards, then flatbed scanners. He later invented the Jumboscan camera and the Jumbolux for digitizing large format documents with unequalled precision, with 7 microns distortion, before developing the multi spectral camera. Pascal Cotte is a cofounder of LT2, and at the head of scientific research.

He digitized Mona Lisa in the most recent analysis of the artwork, with exceptional detail and accuracy of colours never obtained before. He contributed to the success of the European project “Crisatel” to create a new standard of digitization of the global pictorial documents.

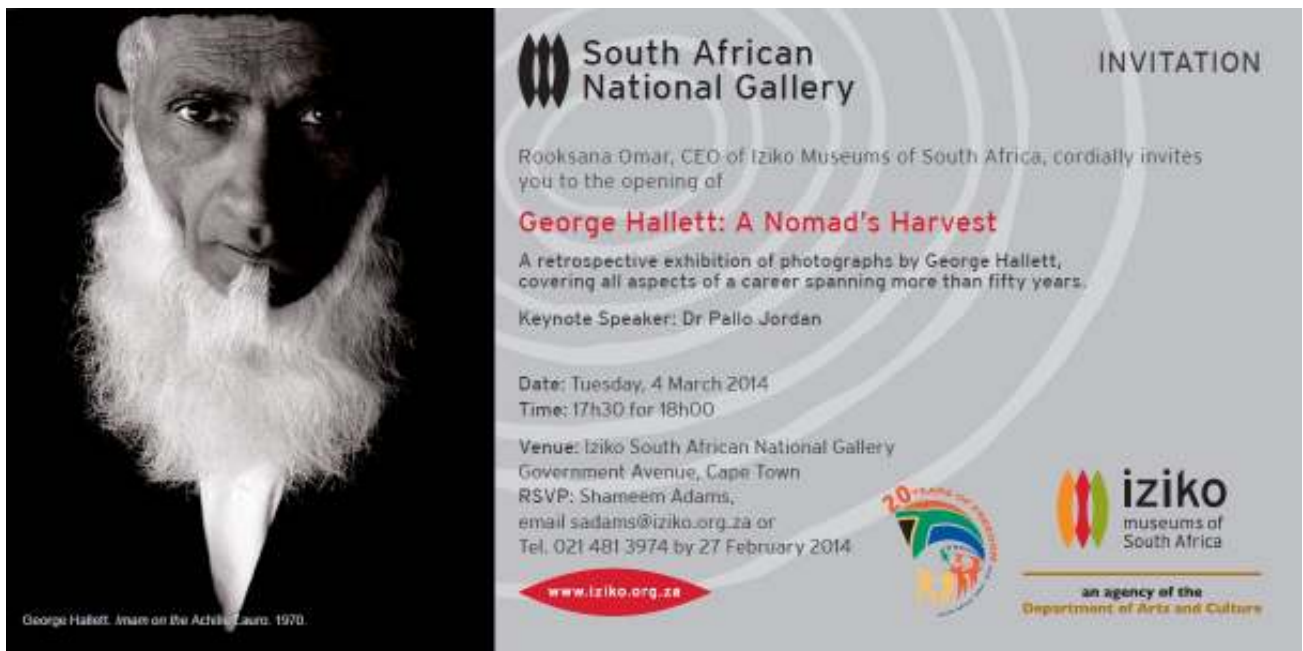
Bruce Peterson, founder and managing director of Grande Exhibitions, comments: “Pascal’s exploration of Mona Lisa and the new light his discoveries shed on our understanding of history, art, photography and technology, further prove that such an assertion of da Vinci’s undying impact is virtually irrefutable, and that his work will forever be a tool for propelling future discovery.”

Date: 27 November 2013 – 23<sup>rd</sup> March 2014  
Venue: Chavonnes Battery Museum, Clock Tower V&A Waterfront  
Ticket Prices: Adults: R140 per person  
Concessions Seniors (60+)/ Students (18+): R110 per person  
Children (Ages 6-17): R90 per person  
Children (5 and younger): Free  
Family Tickets (2 Adults & 2 Children): R400  
Ticket Sales: Tickets available online at [www.davinciexhibition.co.za](http://www.davinciexhibition.co.za) and [www.webtickets.co.za](http://www.webtickets.co.za) and at the venue.  
Opening Times: Doors open every day 9:00 to 21:00.  
Last admission is 90 minutes prior to closing.

*One of the aspects I found most fascinating about da Vinci is that he wrote from right to left (perhaps because of being left-handed - otherwise he would smudge the ink), and, generally, in 'mirror image'*  
Ed.

-----

### **EXHIBITION AT THE SOUTH AFRICAN NATIONAL GALLERY : GEORGE HALLETT**



**South African National Gallery** INVITATION

Rooksana Omar, CEO of Iziko Museums of South Africa, cordially invites you to the opening of

**George Hallett: A Nomad's Harvest**

A retrospective exhibition of photographs by George Hallett, covering all aspects of a career spanning more than fifty years.

Keynote Speaker: Dr Pallo Jordan

Date: Tuesday, 4 March 2014  
Time: 17h30 for 18h00

Venue: Iziko South African National Gallery  
Government Avenue, Cape Town  
RSVP: Shameem Adams,  
email [sadams@iziko.org.za](mailto:sadams@iziko.org.za) or  
Tel. 021 481 3974 by 27 February 2014

[www.iziko.org.za](http://www.iziko.org.za)

20th Anniversary  
Iziko museums of South Africa  
an agency of the Department of Arts and Culture

*The above invitation was sent to Antenie Carstens. As yet, I have been unable to confirm viewing dates for this exhibition – I presume it is from the 4<sup>th</sup> March onwards. Below is a note on a Walkabout which George is giving on the 16<sup>th</sup> March (Ed.)*

## Walkabout on George Hallett's work

- **Location:** South African National Gallery Sunday 16<sup>th</sup> March at 11.00am



There will be a retrospective walkabout tour on George Hallett's work at the Iziko South African National Gallery on 16 March at 11:00. Members of the Friends of ISANG need to pay R 30 and non-members pay R 40 to attend. Hallett is a photographer born in District Six in 1942. He first worked as a street photographer and when District Six was declared a white area, SA writer and publisher James Matthews suggested he photograph the area 'before the bulldozers move in'. After working for the Times Educational Supplement in London in the 70's and in several countries across Europe he returned to South Africa in 1990 and again in 1994 on photographic assignments. The retrospective exhibition at the Iziko South African National Gallery provides an opportunity to view a body of work produced over a period of more than 50 years.

Contact the Friends of the SA National Gallery, on 021 481 3951, email: [sangfriends@iziko.org.za](mailto:sangfriends@iziko.org.za). Please note that the secretary is currently on leave, however there will be a representative will be in the office each Tuesday and Thursday till end of March.

### **WEBSITES TO INVESTIGATE**

<http://photographylife.com>

### **WORKSHOPS**

# DANCE OF LIGHT

# PHOTOGRAPHY

## WORKSHOPS 2014

presented by Nicole & Eric Palmer

Ansel Adams stated.

"A good photograph is knowing where to stand"

& we know where to take you!

---

---

### COURSES

The Photographic Courses are ideal for beginners and **designed to teach Participants to use the equipment they have**

They consists of 7 lessons on Monday and Thursday evenings and a practical outing on a Saturday morning

**DATE:**

15 May to 5 June

14 August to 4 September

16 October to 6 November

**VENUE:** Rhenish Girls High School, Stellenbosch

**COST:** R1300

---

### WONDERFULLY WACKY WORKSHOP

We concentrate on playing with our cameras, exploring techniques in unusual light situations such as High Key & Low Key, Light Painting, Projected Images, Dancing & Movement

**DATE:** 7, 8, 9 March

**VENUE:** Stellenbosch

**COST:** R3700 / includes meals and refreshments

---

### AUTUMN IN THE VINEYARDS

This is a **Landscape Photography Workshop**.

We take you for sunrise and sunset to 4 of the most spectacular wine farms of the area with their magnificent views of the Boland mountains and vineyards in full Autumn colours

**DATE:** 9, 10, 11 May

**VENUE:** Stellenbosch

**COST:** R3700 / includes meals and refreshments

---

## FACE TO FACE WORKSHOP

**Get the best shots of your family and friends** taking unusual camera angles with attention to light, backgrounds and composition

**DATE:** 7, 8, 9 June

**VENUE:** Stellenbosch

**COST:** **R4000** / includes meals and refreshments

---

## DE HOOP WORKSHOP / 5 days

Discover the wonderful photographic opportunities of the DE HOOP Nature Reserve.

It is mainly a **Landscape Photography Workshop**, where we visit the highest white sand dunes in Southern Africa, the rocky coast with unspoiled pools while whales frolic in the bay (this is one of the best Whale watching area). We also shoot the fresh water lake and its bird life.

**DATE:** 29 September to 3 October

**VENUE:** DE HOOP NATURE RESERVE

**COST:** **R8140** / includes accommodation, meals and refreshments and entry fee to the reserve

---

## MACRO WORKSHOP

**MASTER CLASSES in Macro Photography** opens up a world invisible to the eye.

With great attention to detail we cover specialized techniques about extreme close ups for which **you need a Macro Lens**

**DATE:** 31 October, 1, 2 November

**VENUE:** Stellenbosch

**COST:** **R3700** / includes meals and refreshments

---

## FLASH WORKSHOPS

Eric teaches you how to use an external Flash unit, for either on or off camera use  
To maximise this workshop **you need to be comfortable with exposure**

**DATE:** 17 May

13 September

**VENUE:** PALMER's HOME STUDIO, Jonkershoek, Stellenbosch

**COST:** **R900** / includes lunch and refreshments

---

**NICOLE PALMER**

082 5105 694

**ERIC PALMER**

082 697 9946

**To have an idea of the sort of work we do, please visit our websites listed below**

[www.nicolepalmer.co.za](http://www.nicolepalmer.co.za)

[www.flickr.com/photos/ericpalmer](http://www.flickr.com/photos/ericpalmer)



<http://nicole-palmer.blogspot.com>    [www.ericpalmer.webgarden.com](http://www.ericpalmer.webgarden.com)  
[www.bmeggs.webgarden.com](http://www.bmeggs.webgarden.com)  
adrenalinstar@hotmail.com

**The Facebook Group features work of our Participants done during our Workshops.**

Facebook Page: <https://www.facebook.com/DanceofLight>

---

## ARTS AND NATURE WILDERNESS CAMPING EXPERIENCE WITH FREEMAN PATTERSON

*March 16-30, 2014*

*Cost: R19880 per participant (single accommodation)*

*R18620 per participant (shared accommodation)    Deposit: R5500*

The Kamieskroon Hotel is organizing a two-week event for photographers, painters, naturalists, and others interested in wilderness. We want to bring good people together in “wild places.” The maximum number of participants, excluding staff, will be fifteen (15).

Except for brief stays at the Kamieskroon Hotel at the beginning, in the middle, and at the end, we will be visiting and camping in two very different locations.

First, we will spend five days and four nights at Boulderbaai in the coastal section of Namaqualand National Park. Here we will hike the white sand dunes and visit a seal colony and several different beaches. The beaches feature striking rock formations and tumbled, polished rocks, gigantic breakers, myriad shells, aquatic plants, brightly-coloured lichens and other land plants. Also, you are likely to see wild ostriches, as well as small antelopes and various bird species.

Second, we will travel to Kokerboomkloof in a remote section of Richtersveld National Park, a stunningly beautiful, mountain desert with old mountains and enormous boulders. The Milky Way will be a highway of light in the night sky and/or the moon will light your way across the veld. You will be able to photograph kokerbome or quiver trees against the Milky Way or with a rising moon. Above all, the enormous spaces, hidden valleys, and rocky hiding places provide solitude. There is no better place to hike or walk alone. One “feels” eternity in this immeasurably ancient land, the sense that today might be two million years ago or two million years in the future.

**This event is not a workshop of any sort;** however, experienced photographers will provide useful information and active guidance. Also, there will be one or two introductory presentations at the hotel before the departures to the two main locations and a day after each trip to share images and other recollections.

If you are a photographer, **make certain you know how to operate your camera well before you come**, no matter how simple or complicated it may be. You should be ready to take advantage of the visual opportunities.

You must be reasonably fit, healthy and accustomed to walking (especially on your own in the Richtersveld), and willing to rise every morning between five and six-thirty o'clock (5h00 and 6h30) depending on weather and opportunities announced the preceding evening.

---

The dates for the **2014 André Gallant/Freeman Patterson Photography Workshops**, in Canada, are as follows:

**St. Martins, New Brunswick**

June 29 – July 5

July 20 – 26

August 17 – 23

August 31 – September 6

September 14 – 20

**Kingston, New Brunswick**

October 5 – 11

October 12 – 18

**The dates for André Gallant's Lunenburg workshop is:**

May 25 – 31

These dates and the application form will be posted on Freeman's website in the next day or so [www.freemanpatterson.com](http://www.freemanpatterson.com) and we will begin taking registrations on November 1<sup>st</sup> on a first-come/first-served basis. I have attached both to this e-mail for your convenience.

---

Due to recent cancellations on the 2014 Gallant/Patterson Photography workshops, we now have a couple of spaces available on the following workshops. Please let me know asap if you are interested in these spots.

**August 31 – September 6 in St. Martins, New Brunswick**

**October 5-11 in Kingston, New Brunswick**

**October 12 – 18 in Kingston, New Brunswick**

Again this year Freeman will be renting the cottage on his property. New this year - minimum stay is for three nights.

**FREEMAN'S COTTAGE, Shamper's Bluff, New Brunswick**

If you, or somebody you can confidently recommend, are interested in renting Freeman's cottage, here are the details. All former workshop participants will remember the cottage as



being the small house behind Freeman's, sitting near his barn at the edge of the forest. Some of you may even have been inside.

- 1/ The house is fully furnished. Everything is supplied except food and coffee.
- 2/ There are two bedrooms. The first-floor bedroom has a queen-size double bed with toilet, bath/shower, and full laundry facilities. The upstairs bedroom is the larger, contains two twin beds, and has a toilet/shower. A door opens onto a large balcony, which is an excellent spot for sitting and photography. The maximum sleeping capacity of the cottage is four persons.
- 3/ The split-level living room has very large floor-to-ceiling windows, several chairs, a coffee table, a side table, and a television with DVD and video players. (A book case contains a collection of approximately 50 excellent art, classic, and other films.)
- 4/ There is a commodious kitchen with stove, micro-wave, toaster oven, coffee maker, and refrigerator, supplied with ample cooking and storage containers and utensils. Near the kitchen in the living room is a dining table and chairs.
- 5/ Due to a geographical quirk, cell phones may or may not work in the house. There is, however, a telephone with a number and reception separate from that of Freeman's house.
- 6/ There are thermostats for heating individual rooms and a small, effective wood stove and wood supply.
- 7/ In addition to the balcony (see #2 above) there is a large deck on the east and south sides of the house.
- 8/ The grounds (fields, forests, gardens, bog garden, and all the trails on the 272 acres of the Shampers Bluff Nature Conservancy, where the cottage is located) are fully available to persons who rent the cottage. There are more than 30 chairs and benches in the woods and other areas near the house, most of them providing personal privacy at any time. The situation is ideal for photographers, painters, and persons who want to "escape" or have meditative time.
- 9/ Freeman will only rent to adults, and is not willing to accept pets, as he has a friendly and active dog who is not accustomed to other domesticated animals.
- 10/ Freeman may or may not be at home himself. If not, Joanne will definitely be.
- 11/ Wireless internet connection is available at Freeman's house and on his deck and grounds but can sometimes be a bit spotty inside the cottage.

#### **FREEMAN'S COTTAGE Dates available, Costs, and Related**

- 1/ Dates are available for 2014. Minimum rental period is three days. We ask that you depart by noon so incoming guests can occupy the cottage by 3pm.
- 2/ The all-inclusive price per day is for one to four persons for a minimum stay of three days. The cost of long-distance telephone calls is extra.

May – October is \$200 + 13% HST  
November is \$150 + 13% HST  
December – April is \$100 + 13% HST

- 3/ Visa, MasterCard, and cash accepted.
- 4/ Book with Kim [freepatt@nbnet.nb.ca](mailto:freepatt@nbnet.nb.ca)

#### **COTTAGE BOOKINGS 2014**

(Dates already booked are below)

April 10 – 24

June 7 – 14

October 18 – November 7

**FLOWER WORKSHOP AT KAMIESKROON HOTEL 2014 offered by  
well-known Canadian photographer**

*Louise Tanguay: 11th - 15th August 2014* Please visit her website for more  
information: [www.louisetanguay.com](http://www.louisetanguay.com)

---

**ARTICLE**

# Five Keys to Better Black and White Landscapes



**Jason Row**

Jason Row is a British born travel photographer now living in Ukraine. You can follow him on [The Odessa Files](#). He also maintains a blog chronicling his exploits as an [Expat in the former Soviet Union](#).

By [Jason Row](#) on 10 Feb 2014 in [Shooting](#) [ 11 Comments ]

We are blessed that we were born with the ability to see in color. Seeing the deep blue of a summer's sky or the intense red of a spring rose is something that we perhaps take for granted. As we see in color so our cameras take pictures in color but sometimes all the colors of the rainbow are too many, sometimes just two colors and all shades between can evoke emotions so far beyond the spectrum of our color spectrum. The name of those two

colors: [Black and White](#). Of course, pedants might say that neither black nor white are colors, they are merely the pure light and the absolute absence of light, but I would imagine they would have a hard time explaining that to Ansel Adams. Today we are going to look at five keys to improving your black and white landscapes.

**Light and Shade:** The first key to black and white landscapes is being able to see in light and shade. This can be a difficult thing to do at first, but with a little thought and practice, you will find yourself looking at a scene in a different way. You will look at the sky and determine whether it has interest or definition, you will look at the mid tones of the scene in front of you looking for textures and you will look into the deep shadows looking for details. Any scene can be converted to black and white but only some will look good.




Understanding light and shade is vital by [tombabich24](#), on Flickr

**Contrast:** Light and shade are the first things that you need to look for but the next thing is the difference between the light and the shade. Digital sensors are amazing devices but they

are still nowhere near as good as our eyes for picking out tonal range. A good black and white shot needs to have contrast, this can be low contrast or high contrast but with the absence of color, it is the contrast that is helping to create our composition.

In high contrast scenes our sensors may struggle, the blacks too black and the whites too white so we must understand the limits of our cameras and expose accordingly. If the scene in front of you has too much contrast then it is time to consider using a graduated filter, to reduce exposure in the sky areas or moving to an HDR shot, shooting several exposures to widen the potential tonal range.



Beautifully realised contrast by [tombabich24](#), on Flickr

**The Zone System:** Developed by Ansel Adams we know know it more commonly as matrix metering. Our camera's meter breaks the scene into various zones and averages out the exposure. Except of course average is not always what we are looking for. To truly zone meter, use your camera's spot meter or a handheld meter and measure the lightest darkest

points in the scene and also several mid-tones in between. Then fixing either your shutter speed or aperture, you need to calculate where the optimum exposure lies, bearing in mind the tonal range of your sensor.

**Composition:** Good composition is important in all photographs, but in black and white it can make the difference between mundane and great. The normal rules work of course – [the rule of thirds](#), [leading lines](#) etc but you are also looking to compose using the tones in the image, perhaps placing a darker object one one third or using shadows or textures as leading lines to the main subject. Using the tones in your composition is a great way to start thinking in black and white, it forces you to look for the light, shade and contrast much more than a conventional color photograph ever would.



Great composition is key to black and white by [aldenchadwick](#), on Flickr

**Filters:** In the days of film, a black and white photographer's kit bag would be full of multi colored filters to enhance and darken skies, hold back foliage even to shoot infrared. These

days, whilst grads, [ND's and polarizers are still essential](#), there is no need for the color filters.

The reason? Post production.

Software like Photoshop and Lightroom allow us to peek deep inside the data of our digital images, isolating the red, green and blue channels using the channel mixer. When we convert to black and white, these channels are maintained, allowing us to have accurate control over exactly how we want the image to look. All the effects we once did using color filter can now be achieved simply using a the channel mixer.

Black and white landscape photography can lead to powerful emotive images. Whilst it is possible to trawl through our catalogues looking for images to convert, the best images will come from shots that have been conceived with black and white in mind. Applying this few tips plus others will help you visualize and shoot better black and white landscapes.

## **BLOG POST FROM HARRY NEAL, OUR MEMBER IN FRANCE**

### **THIS WEEK IN CARLUX**

ORIGINALLY DESIGNED TO KEEP FAMILY AND FRIENDS INFORMED ABOUT  
ACTIVITIES IN AND AROUND OUR ADOPTED HOME VILLAGE IN FRANCE, THE  
BLOG NOW CONTAINS NEWS ABOUT WHERE EVER WE ARE.



7 FEB 2014

### **Triggerfish Brewing**

Our friend Jim introduced us to Christine who operates a micro-brewery/brew-pub in what was originally a dynamite factory.

[http://www.thecraftbeerproject.co.za/beer-](http://www.thecraftbeerproject.co.za/beer-destinations/breweries/triggerfish/)



[destinations/breweries/triggerfish/](http://www.thecraftbeerproject.co.za/beer-destinations/breweries/triggerfish/)

The factory was initiated by Alfred Nobel to aid the mining industry and the Kimberly hole was created using dynamite made here. The Paardevlei area near somerset West is still owned by AECI who have ambitious development plans for the site.



Besides making some 19 different beers ranging from lagers to stouts, Christine serves great pub lunches with the best wurst and fries we've found in the Cape.






And ...you can make interesting images.





## THE LAST WORD

What The Duck



<http://www.whattheduck.net/>

-o0o-