

Monthly Newsletter: June 2025

June Highlights:

What a spectacular evening we enjoyed at our **10 June Photography Club** meeting!

The room buzzed with creativity, conversation, and a shared love for the art of photography. As the winter evening settled in outside, inside we explored two thought-provoking themes: **Open and Abstract**.

From striking minimalist compositions to bold explorations of colour, shape, and form, our photographers presented a captivating range of work, both in digital and print. Each image challenged the eye and stirred the imagination, offering fresh perspectives and new ways of seeing the world around us. Whether it was a delicate play of light, an unexpected angle, or a surreal blend of texture and movement, the showcase reminded us of photography's incredible power to express the unseen and invite interpretation.

We also held our **Black & White-themed evening on 3 June**, another unforgettable gathering that celebrated the timeless beauty of monochrome photography. The evening featured work across three compelling categories, **Open, South African Landscape & Abstract Photography**

A huge thank you to all the photographers who submitted their powerful, artistic visions. The depth, contrast, and emotion in these black and white images were truly remarkable. Proud to be part of such a talented and inspiring community!

Club Overall Winner

High Rise Living – Steve Trimby

A patchwork of daily life unfolds on the balconies of this weathered apartment block. Each small space tells a quiet story, clotheslines strung with colour, potted plants clinging to corners, air conditioners buzzing in the heat. It's a visual symphony of routine, resilience, and community. "High Rise Living" captures the intimacy of urban density, where private moments spill into public view, and each balcony becomes a frame in the complex mosaic of city life.

Top Prints

1. Cycad abstract - Peter Dewar
2. Flowers at Sossus - Neels Beyers
3. Twirl Art - Peter Dewar

Open Category

1. High rise living - Steve Trimby
2. Stepping into Autumn - Antenie Carstens
3. The secret season - Steve Trimby Beer

Set Subject: Abstract

1. Blare - Neels Beyers
2. Helix - Steve Trimby
3. The Skylight - Peter Dewar

A warm congratulations to everyone who took part, your creativity and unique perspectives continue to energize our meetings and bring us closer as a community. As the colder weather sets in, don't let it hold you back. Some of the most magical moments are found in crisp air, soft winter light, and misty mornings.

We're already looking forward to the scenes you'll capture next month.

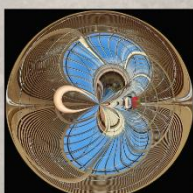
Until then, keep shooting, keep exploring, and keep chasing the light.

OVERALL WINNER JUNE

HIGH RISE LIVING
BY
STEVE TRIMBY




Top 3 Set Subject Abstract




Top 3 Open




Top 3 Prints



Some of the photos of the evening:



Some of the photos of the black and white evening:



Club Meeting Information:

Our next meetings will be on the following dates in July, remember the closing dates of Photo Vault (PV)

Meeting	PV Closing Date	Meeting Date	Set Subject
Club	4 July	8 July	Humour



How to Photograph Your Winter Life – Even When It’s Cold, Wet, and Moody

Cape Town’s winters are something else. No snow, ok sometimes, but we get our own dramatic version: cold fronts rolling in off the Atlantic, sideways rain, grey-on-grey skies, and sunsets that disappear before dinner. It’s enough to make any photographer want to curl up inside with a blanket and a mug of hot chocolate.

But here’s the thing: winter holds ***magic***, if you know where to look for it and how to prepare your camera (and your mindset).

Embrace the Cape Winter.

I had to learn to see Cape Town’s winter through a new lens, literally. And now? I love the moodiness. The quiet moments when raindrops pattern the windows. Kids stomping through puddles in gumboots. Mist weaving around Devil’s Peak in the early morning. There’s a rhythm to winter that slows everything down, and makes space for more intentional, story-rich photography.

You might not *feel* like heading out when the rain’s pelting your windows but trust me: **the best photos often come when you least feel like taking them.**

Get Ready Before You Shoot

Getting out the door is half the battle. Think of it like going for a run in the rain, it’s all about the prep.

- **Layer up.** Cape Town’s cold is damp and sneaky. Wear thermals, waterproof boots, and a proper raincoat.
- **Protect your gear.** Use a rain sleeve (or a ziplock bag + elastic bands if you’re in a pinch). Keep a microfiber cloth in your pocket and a towel in your bag for surprise soakings.
- **Bring spare batteries.** Cold + moisture = faster battery drain.

Make the Weather Work for You

Overcast skies? A gift. Soft, even light = flattering portraits, gentle shadows, and a moody vibe perfect for storytelling.

Rain? Even better.

- Shoot through car windows for dreamy, rain-speckled frames.
- Use puddles for reflection shots that feel cinematic.
- Backlight raindrops using streetlights, car headlights, or flash—instant sparkle.

Find contrast. To make rain or mist visible, place your subject against a darker background—trees, buildings, or alleyways work great.

Stay Inspired Through Shorter Days

Yes, the daylight is limited. But that just means you don't have to wake up at 5 AM to catch golden hour. Lean into the early mornings and cozy afternoons for soft light and long shadows.

Winter is also the perfect time to:

- Start a personal photo project
- Explore new techniques
- Dive into online challenges or courses (the Click Community has loads of inspiration)

Create Indoors When It's Really Stormy.

Can't shoot outside? Your home is full of stories waiting to be told.

- Morning light on the kitchen table
- Steam curling off a hot drink
- Kids lounging in blankets or building forts
- Rain streaking down the windows



Study the light in your home. Watch how it shifts through the day—find that corner that glows at 3 PM or the window that catches shadows in just the right way.

Get creative. Try free lensing, self-portraits, or handheld LEDs. Don't fear high ISO, grain can add mood and texture if the emotion is there.

7 Rainy Day Photo Tips to Keep the Magic Going

1. **Keep Your Camera Dry:** Use a rain sleeve or DIY cover. Or just stay under cover, umbrellas and car windows are your friends.
2. **Chase the Puddles:** Reflections on sidewalks and streets are nature's mirrors.
3. **Light Up the Raindrops:** Use backlight (headlights, flash, or street lamps) to make the rain shimmer.
4. **Tell a Rainy Story:** Capture the feel of winter with details like umbrellas, rain jackets, foggy glass, and damp streets.
5. **Make Mood Magic:** Moody lighting is perfect for emotional portraits and quiet moments.
6. **Spot the Rainbow:** Rain plus sunshine? Look up! Cape Town delivers some stunning arcs.
7. **Go Full Storm Chaser (Safely) :** Want drama? Capture distant lightning or storm clouds with a tripod and a longer exposure. Just don't stand in the middle of it!

Final Thoughts

Cape Town winters may not be snowy postcard scenes, but they're just as photogenic, just in a moodier, more intimate way. Let the rain slow you down. Let the grey skies soften your light. Let the rhythm of the season pull you into stories you might not notice in summer's golden haze. You don't need perfect conditions to make beautiful images. Just show up, raincoat zipped and camera in hand. There's wonder waiting in the cold and the wet, you just must be brave enough to go find it.

Outings, Workshops and Courses:

Outings

We invite all members to suggest fun places we can visit together as a group, especially spots where we can enjoy taking photos. If you have any ideas, please reach out to Nettie.

Swartland Photographic Club's

Multidisciplinary workshop, scheduled to take place on August 23, 2025, in Malmesbury. This event promises to be an enriching experience, offering opportunities for skill development,

- **Christo Gillomee (Wildlife):** A seasoned wildlife photographer known for capturing the raw beauty and majesty of the natural world. He brings years of experience and a deep understanding of nature photography.
- **Kim Stevens (Architecture):** A photographer who turns architecture into visual poetry. With a sharp eye for design and composition, she highlights the character and narrative of buildings from modern to historic.
- **Antenie Carstens (Photography as an Art Form):** Explores photography through the lens of art, emphasizing creativity, emotion, and the impact of visual perception. Antenie connects photography with broader artistic principles.

Together, they offer diverse insights into photography as craft, story, and expression.

Announcing The Cape Town Photography Festival 2025

4 – 30 September | Across Cape Town

This isn't just a festival for photographers, it's a city-wide celebration of creativity, identity, and vision. Whether you're behind the lens, in front of it, or simply curious about how we see the world, there's something for you.

Save the date. Cape Town is about to be captured like never before

Additional Information:

Carima has received a few **Members Birthday**, please send your birthday date to her, she promises she won't tell your age 😊

Our **Website** is being updated regularly, go and have a look. Thank you to Riaan for all your hard work.

Visit our **Facebook** page, invite friends to like our Facebook page.

Let's Invite people to come to a club meeting, maybe a few members can have ideas about how to grow the club, get in new young members.

Webpage: <https://helderbergphoto.com/> Facebook: <https://www.facebook.com/groups/helderbergphoto/>